



Location: CMA1b - Oil Street Site Office

Report on 24-hour TSP monitoring

Action Level ($\mu\text{g}/\text{m}^3$) - 176.7

Limit Level ($\mu\text{g}/\text{m}^3$) - 260

Date	Sampling Time	Weather Condition	Filter paper no.	Filter Weight, g		Elapse Time, hr		Sampling Time, hr	Flow Rate, m^3/min			Total Volume, m^3	TSP Level, $\mu\text{g}/\text{m}^3$
				Initial	Final	Initial	Final		Initial, Q_{si}	Final, Q_{sf}	Average		
5-Mar-14	8:00	Cloudy	007999	2.8497	3.0297	4245.77	4269.77	24.00	1.35	1.35	1.35	1946	92
11-Mar-14	8:00	Cloudy	008014	2.8520	3.0856	4272.77	4296.77	24.00	1.35	1.35	1.35	1944	120
17-Mar-14	8:00	Cloudy	008121	2.8295	2.9905	4299.77	4323.77	24.00	1.40	1.39	1.39	2008	80
22-Mar-14	8:00	Fine	007960	2.8474	3.0047	4326.77	4350.77	24.00	1.40	1.39	1.40	2009	78

Report on 1-hour TSP monitoring

Action Level ($\mu\text{g}/\text{m}^3$) - 320.1

Limit Level ($\mu\text{g}/\text{m}^3$) - 500

Date	Sampling Time	Weather Condition	Filter paper no.	Filter Weight, g		Elapse Time, hr		Sampling Time, hr	Flow Rate, m^3/min			Total Volume, m^3	TSP Level, $\mu\text{g}/\text{m}^3$
				Initial	Final	Initial	Final		Initial, Q_{si}	Final, Q_{sf}	Average		
6-Mar-14	8:03	Cloudy	008008	2.8492	2.8632	4269.77	4270.77	1.00	1.35	1.35	1.35	81	173
6-Mar-14	9:10	Cloudy	008010	2.8426	2.8561	4270.77	4271.77	1.00	1.43	1.43	1.43	86	158
6-Mar-14	10:30	Cloudy	008012	2.8556	2.8631	4271.77	4272.77	1.00	1.39	1.39	1.39	83	90
12-Mar-14	11:00	Cloudy	008000	2.8568	2.8782	4296.77	4297.77	1.00	1.35	1.35	1.35	81	265
12-Mar-14	13:00	Cloudy	008002	2.8525	2.8693	4297.77	4298.77	1.00	1.38	1.38	1.38	83	202
12-Mar-14	14:08	Cloudy	008004	2.8492	2.8639	4298.77	4299.77	1.00	1.35	1.35	1.35	81	182
18-Mar-14	10:06	Cloudy	008197	2.8012	2.8067	4323.77	4324.77	1.00	1.38	1.38	1.38	83	67
18-Mar-14	13:09	Cloudy	008114	2.8328	2.8359	4324.77	4325.77	1.00	1.38	1.38	1.38	83	38
18-Mar-14	14:18	Cloudy	008280	2.8275	2.8299	4325.77	4326.77	1.00	1.38	1.38	1.38	83	29
24-Mar-14	9:50	Fine	008017	2.8431	2.8523	4350.77	4351.77	1.00	1.38	1.38	1.38	83	112
24-Mar-14	11:00	Fine	008018	2.8342	2.8403	4351.77	4352.77	1.00	1.38	1.38	1.38	83	74
24-Mar-14	13:30	Fine	008020	2.8304	2.8358	4352.77	4353.77	1.00	1.38	1.38	1.38	83	65

Location: CMA2a - Causeway Bay Community Centre

Report on 24-hour TSP monitoring
Action Level ($\mu\text{g}/\text{m}^3$) - 169.5
Limit Level ($\mu\text{g}/\text{m}^3$) - 260

Date	Sampling Time	Weather Condition	Filter paper no.	Filter Weight, g		Elapse Time, hr		Sampling Time, hr	Flow Rate, m^3/min			Total Volume, m^3	TSP Level, $\mu\text{g}/\text{m}^3$
				Initial	Final	Initial	Final		Initial, Q_{si}	Final, Q_{sf}	Average		
5-Mar-14	8:00	Cloudy	007998	2.8506	3.0012	13956.22	13980.22	24.00	1.35	1.35	1.35	1945	77
11-Mar-14	8:00	Cloudy	008015	2.8487	2.9302	13983.22	14007.22	24.00	1.31	1.30	1.31	1883	43
17-Mar-14	8:00	Cloudy	008120	2.8281	2.9688	14010.22	14034.22	24.00	1.30	1.30	1.30	1877	75
22-Mar-14	8:00	Fine	007961	2.8439	3.0490	14037.22	14061.22	24.00	1.30	1.30	1.30	1878	109

Report on 1-hour TSP monitoring
Action Level ($\mu\text{g}/\text{m}^3$) - 323.4
Limit Level ($\mu\text{g}/\text{m}^3$) - 500

Date	Sampling Time	Weather Condition	Filter paper no.	Filter Weight, g		Elapse Time, hr		Sampling Time, hr	Flow Rate, m^3/min			Total Volume, m^3	TSP Level, $\mu\text{g}/\text{m}^3$
				Initial	Final	Initial	Final		Initial, Q_{si}	Final, Q_{sf}	Average		
6-Mar-14	8:03	Cloudy	008009	2.8535	2.8660	13980.22	13981.22	1.00	1.39	1.39	1.39	84	150
6-Mar-14	9:05	Cloudy	008011	2.8496	2.8578	13981.22	13982.22	1.00	1.39	1.39	1.39	84	98
6-Mar-14	10:10	Cloudy	008013	2.8521	2.8592	13982.22	13983.22	1.00	1.39	1.39	1.39	84	85
12-Mar-14	11:00	Cloudy	008001	2.8551	2.8690	14007.22	14008.22	1.00	1.31	1.30	1.30	78	178
12-Mar-14	13:00	Cloudy	008003	2.8395	2.8528	14008.22	14009.22	1.00	1.31	1.30	1.30	78	170
12-Mar-14	14:10	Cloudy	008005	2.8583	2.8706	14009.22	14010.22	1.00	1.31	1.30	1.30	78	157
18-Mar-14	9:58	Cloudy	008196	2.8070	2.8175	14034.22	14035.22	1.00	1.38	1.38	1.38	83	127
18-Mar-14	13:02	Cloudy	008113	2.8322	2.8409	14035.22	14036.22	1.00	1.38	1.38	1.38	83	105
18-Mar-14	14:12	Cloudy	008117	2.8274	2.8340	14036.22	14037.22	1.00	1.38	1.38	1.38	83	80
24-Mar-14	9:50	Fine	008007	2.8395	2.8491	14061.22	14062.22	1.00	1.38	1.38	1.38	83	116
24-Mar-14	11:00	Fine	008019	2.8273	2.8325	14062.22	14063.22	1.00	1.38	1.38	1.38	83	63
24-Mar-14	13:30	Fine	008021	2.8406	2.8453	14063.22	14064.22	1.00	1.38	1.38	1.38	83	57



Location: CMA3a - CWB PRE Site Office Area

Report on 24-hour TSP monitoring

Action Level ($\mu\text{g}/\text{m}^3$) - 171

Limit Level ($\mu\text{g}/\text{m}^3$) - 260

Date	Sampling Time	Weather Condition	Filter paper no.	Filter Weight, g		Elapse Time, hr		Sampling Time, hr	Flow Rate, m^3/min			Total Volume, m^3	TSP Level, $\mu\text{g}/\text{m}^3$
				Initial	Final	Initial	Final		Initial, Q_{si}	Final, Q_{sf}	Average		
5-Mar-14	8:00	Cloudy	008129	2.8198	3.0207	1357.87	1381.87	24.00	1.41	1.41	1.41	2025	99
11-Mar-14	8:00	Cloudy	007840	2.8495	3.0006	1384.87	1408.87	24.00	1.41	1.40	1.40	2023	75
17-Mar-14	8:00	Cloudy	008006	2.8448	3.0699	1411.86	1435.86	24.00	1.40	1.40	1.40	2017	112
22-Mar-14	8:00	Fine	008247	2.8285	3.0736	1438.86	1462.86	24.00	1.40	1.40	1.40	2019	121

Report on 1-hour TSP monitoring

Action Level ($\mu\text{g}/\text{m}^3$) - 311.3

Limit Level ($\mu\text{g}/\text{m}^3$) - 500

Date	Sampling Time	Weather Condition	Filter paper no.	Filter Weight, g		Elapse Time, hr		Sampling Time, hr	Flow Rate, m^3/min			Total Volume, m^3	TSP Level, $\mu\text{g}/\text{m}^3$
				Initial	Final	Initial	Final		Initial, Q_{si}	Final, Q_{sf}	Average		
6-Mar-14	8:55	Cloudy	007837	2.8483	2.8549	1381.87	1382.87	1.00	1.41	1.41	1.41	84	78
6-Mar-14	9:58	Cloudy	007838	2.8485	2.8542	1382.87	1383.87	1.00	1.41	1.41	1.41	84	68
6-Mar-14	13:00	Cloudy	007839	2.8453	2.8515	1383.87	1384.87	1.00	1.41	1.41	1.41	84	73
12-Mar-14	9:50	Cloudy	007912	2.8329	2.8503	1408.87	1409.87	1.00	1.40	1.40	1.40	84	207
12-Mar-14	10:52	Cloudy	007958	2.8428	2.8578	1409.87	1410.87	1.00	1.40	1.40	1.40	84	178
12-Mar-14	14:20	Cloudy	008122	2.8334	2.8535	1410.87	1411.87	1.00	1.40	1.40	1.40	84	239
18-Mar-14	13:45	Cloudy	008244	2.8422	2.8466	1435.86	1436.86	1.00	1.40	1.40	1.40	84	52
18-Mar-14	15:15	Cloudy	008245	2.8300	2.8350	1436.86	1437.86	1.00	1.40	1.40	1.40	84	60
18-Mar-14	16:18	Cloudy	008281	2.8313	2.8353	1437.86	1438.86	1.00	1.40	1.40	1.40	84	48
24-Mar-14	13:30	Fine	008152	2.8157	2.8216	1462.86	1463.86	1.00	1.40	1.40	1.40	84	70
24-Mar-14	14:40	Fine	008154	2.8146	2.8190	1463.86	1464.86	1.00	1.40	1.40	1.40	84	52
24-Mar-14	15:45	Fine	008156	2.8178	2.8268	1464.86	1465.86	1.00	1.40	1.40	1.40	84	107



Location: CMA4a - SPCA

Report on 24-hour TSP monitoring

Action Level ($\mu\text{g}/\text{m}^3$) - 171.2

Limit Level ($\mu\text{g}/\text{m}^3$) - 260

Date	Sampling Time	Weather Condition	Filter paper no.	Filter Weight, g		Elapse Time, hr		Sampling Time, hr	Flow Rate, m^3/min			Total Volume, m^3	TSP Level, $\mu\text{g}/\text{m}^3$
				Initial	Final	Initial	Final		Initial, Q_{si}	Final, Q_{sf}	Average		
5-Mar-14	8:00	Cloudy	005486	2.7919	2.9922	18159.00	18183.00	24.00	1.33	1.33	1.33	1912	105
11-Mar-14	8:00	Cloudy	005933	2.6341	2.8491	18186.00	18210.00	24.00	1.33	1.32	1.33	1909	113
17-Mar-14	8:00	Cloudy	008123	2.8348	3.0071	18213.00	18237.00	24.00	1.30	1.29	1.30	1867	92
22-Mar-14	8:00	Fine	006384	2.5892	2.7876	18240.01	18264.01	24.00	1.30	1.30	1.30	1868	106

Report on 1-hour TSP monitoring

Action Level ($\mu\text{g}/\text{m}^3$) - 312.5

Limit Level ($\mu\text{g}/\text{m}^3$) - 500

Date	Sampling Time	Weather Condition	Filter paper no.	Filter Weight, g		Elapse Time, hr		Sampling Time, hr	Flow Rate, m^3/min			Total Volume, m^3	TSP Level, $\mu\text{g}/\text{m}^3$
				Initial	Final	Initial	Final		Initial, Q_{si}	Final, Q_{sf}	Average		
6-Mar-14	9:10	Cloudy	007841	2.8501	2.8554	18183.00	18184.00	1.00	1.33	1.33	1.33	80	67
6-Mar-14	10:30	Cloudy	006651	2.6688	2.6756	18184.00	18185.00	1.00	1.33	1.33	1.33	80	85
6-Mar-14	13:00	Cloudy	006652	2.6466	2.6540	18185.00	18186.00	1.00	1.33	1.33	1.33	80	93
12-Mar-14	9:30	Cloudy	007968	2.8710	2.8846	18210.00	18211.00	1.00	1.32	1.32	1.32	79	171
12-Mar-14	10:40	Cloudy	007957	2.8472	2.8591	18211.00	18212.00	1.00	1.32	1.32	1.32	79	150
12-Mar-14	13:00	Cloudy	007959	2.8523	2.8650	18212.11	18213.00	0.89	1.32	1.32	1.32	71	180
18-Mar-14	13:31	Cloudy	008119	2.8307	2.8376	18237.01	18238.01	1.00	1.29	1.29	1.29	78	89
18-Mar-14	15:06	Cloudy	008118	2.8338	2.8394	18238.01	18239.01	1.00	1.29	1.29	1.29	78	72
18-Mar-14	16:13	Cloudy	008282	2.8310	2.8346	18239.01	18240.01	1.00	1.29	1.29	1.29	78	46
24-Mar-14	13:00	Fine	008151	2.8277	2.8336	18264.01	18265.01	1.00	1.29	1.29	1.29	78	76
24-Mar-14	14:20	Fine	008153	2.8172	2.8219	18265.01	18266.01	1.00	1.29	1.29	1.29	78	61
24-Mar-14	15:25	Fine	008155	2.8171	2.8230	18266.01	18267.01	1.00	1.29	1.29	1.29	78	76

Location: CMA5a - Children Garden opposite to Pedestrian Plaza

Report on 24-hour TSP monitoring

Action Level ($\mu\text{g}/\text{m}^3$) - 181
Limit Level ($\mu\text{g}/\text{m}^3$) - 260

Date	Sampling Time	Weather Condition	Filter paper no.	Filter Weight, g		Elapse Time, hr		Sampling Time, hr	Flow Rate, m^3/min			Total Volume, m^3	TSP Level, $\mu\text{g}/\text{m}^3$
				Initial	Final	Initial	Final		Initial, Q_{si}	Final, Q_{sf}	Average		
5-Mar-14	8:00	Cloudy	008070	2.8423	3.0665	19162.16	19186.16	24.00	1.40	1.40	1.40	2022	111
11-Mar-14	8:00	Cloudy	008108	2.8189	3.0028	19189.18	19213.18	24.00	1.33	1.33	1.33	1916	96
17-Mar-14	8:00	Cloudy	008237	2.8418	3.0001	19216.17	19240.17	24.00	1.34	1.34	1.34	1933	82
22-Mar-14	8:00	Fine	008274	2.8276	2.9311	19244.18	19268.18	24.00	1.34	1.34	1.34	1934	54

Report on 1-hour TSP monitoring

Action Level ($\mu\text{g}/\text{m}^3$) - 332
Limit Level ($\mu\text{g}/\text{m}^3$) - 500

Date	Sampling Time	Weather Condition	Filter paper no.	Filter Weight, g		Elapse Time, hr		Sampling Time, hr	Flow Rate, m^3/min			Total Volume, m^3	TSP Level, $\mu\text{g}/\text{m}^3$
				Initial	Final	Initial	Final		Initial, Q_{si}	Final, Q_{sf}	Average		
6-Mar-14	9:07	Cloudy	008102	2.8132	2.8197	19186.16	19187.16	1.00	1.37	1.37	1.37	82	79
6-Mar-14	10:10	Cloudy	008105	2.8275	2.8321	19187.16	19188.16	1.00	1.33	1.33	1.33	80	58
6-Mar-14	13:00	Cloudy	008130	2.8213	2.8286	19188.16	19189.16	1.00	1.40	1.40	1.40	84	87
12-Mar-14	9:25	Cloudy	008127	2.8252	2.8364	19213.18	19214.18	1.00	1.33	1.33	1.33	80	141
12-Mar-14	13:00	Cloudy	008126	2.8219	2.8339	19214.18	19215.18	1.00	1.36	1.36	1.36	82	147
12-Mar-14	15:00	Cloudy	008185	2.8101	2.8236	19215.18	19216.18	1.00	1.36	1.36	1.36	82	165
18-Mar-14	9:11	Cloudy	008194	2.8082	2.8196	19240.17	19241.17	1.00	1.34	1.34	1.34	80	142
18-Mar-14	10:20	Cloudy	008271	2.8292	2.8339	19241.17	19242.17	1.00	1.34	1.34	1.34	80	58
18-Mar-14	13:15	Cloudy	008278	2.8314	2.8335	19242.17	19243.17	1.00	1.34	1.34	1.34	80	26
24-Mar-14	8:23	Fine	008071	2.8365	2.8476	19268.18	19269.18	1.00	1.34	1.34	1.34	80	138
24-Mar-14	9:28	Fine	008148	2.8231	2.8308	19269.18	19270.18	1.00	1.34	1.34	1.34	80	96
24-Mar-14	10:45	Fine	007963	2.8648	2.8688	19270.18	19271.18	1.00	1.34	1.34	1.34	80	50



Location: MA1e - International Finance Centre (Eastern Wing)

Report on 24-hour TSP monitoring

Action Level ($\mu\text{g}/\text{m}^3$) - 173.4
Limit Level ($\mu\text{g}/\text{m}^3$) - 260

Date	Sampling Time	Weather Condition	Filter paper no.	Filter Weight, g		Elapse Time, hr		Sampling Time, hr	Flow Rate, m^3/min			Total Volume, m^3	TSP Level, $\mu\text{g}/\text{m}^3$
				Initial	Final	Initial	Final		Initial, Q_{si}	Final, Q_{sf}	Average		
5-Mar-14	8:00	Cloudy	008065	2.8541	2.9659	14865.84	14889.84	24.00	1.31	1.31	1.31	1881	59
11-Mar-14	8:00	Cloudy	008040	2.8199	2.9623	14892.84	14916.84	24.00	1.31	1.30	1.30	1879	76
17-Mar-14	8:00	Cloudy	008187	2.8236	2.9905	14919.87	14943.87	24.00	1.35	1.34	1.35	1939	86
22-Mar-14	8:00	Fine	008072	2.8167	2.9814	14946.87	14970.87	24.00	1.35	1.35	1.35	1940	85

Report on 1-hour TSP monitoring

Action Level ($\mu\text{g}/\text{m}^3$) - 325.1
Limit Level ($\mu\text{g}/\text{m}^3$) - 500

Date	Sampling Time	Weather Condition	Filter paper no.	Filter Weight, g		Elapse Time, hr		Sampling Time, hr	Flow Rate, m^3/min			Total Volume, m^3	TSP Level, $\mu\text{g}/\text{m}^3$
				Initial	Final	Initial	Final		Initial, Q_{si}	Final, Q_{sf}	Average		
6-Mar-14	8:24	Cloudy	008068	2.8360	2.8444	14889.84	14890.84	1.00	1.31	1.31	1.31	78	107
6-Mar-14	9:34	Cloudy	008067	2.8516	2.8590	14890.84	14891.84	1.00	1.31	1.31	1.31	78	94
6-Mar-14	10:47	Cloudy	008047	2.8261	2.8289	14891.84	14892.84	1.00	1.31	1.31	1.31	78	36
12-Mar-14	8:44	Cloudy	008198	2.8158	2.8316	14916.84	14917.84	1.00	1.30	1.30	1.30	78	202
12-Mar-14	9:50	Cloudy	008179	2.8218	2.8320	14917.84	14918.84	1.00	1.30	1.30	1.30	78	131
12-Mar-14	11:00	Cloudy	008181	2.8178	2.8264	14918.84	14919.84	1.00	1.30	1.30	1.30	78	110
18-Mar-14	8:11	Cloudy	008083	2.8348	2.8400	14943.87	14944.87	1.00	1.31	1.33	1.32	79	66
18-Mar-14	9:18	Cloudy	008082	2.8341	2.8379	14944.87	14945.87	1.00	1.33	1.33	1.33	80	48
18-Mar-14	10:23	Cloudy	008081	2.8246	2.8296	14945.87	14946.87	1.00	1.36	1.36	1.36	82	61
24-Mar-14	9:20	Fine	008250	2.8251	2.8286	14970.87	14971.87	1.00	1.31	1.33	1.32	79	44
24-Mar-14	10:27	Fine	008253	2.8344	2.8379	14971.87	14972.87	1.00	1.33	1.33	1.33	80	44
24-Mar-14	13:00	Fine	008285	2.8360	2.8409	14972.87	14973.87	1.00	1.36	1.36	1.36	82	60



Location: MA1w - International Finance Centre (Western Wing)

Report on 24-hour TSP monitoring

Action Level ($\mu\text{g}/\text{m}^3$) - 173.4
Limit Level ($\mu\text{g}/\text{m}^3$) - 260

Date	Sampling Time	Weather Condition	Filter paper no.	Filter Weight, g		Elapse Time, hr		Sampling Time, hr	Flow Rate, m^3/min			Total Volume, m^3	TSP Level, $\mu\text{g}/\text{m}^3$
				Initial	Final	Initial	Final		Initial, Q_{si}	Final, Q_{sf}	Average		
5-Mar-14	8:00	Cloudy	008133	2.8179	3.0301	14914.93	14938.93	24.00	1.40	1.40	1.40	2015	105
13-Mar-14	16:30	Cloudy	008190	2.8075	3.0720	14944.39	14968.39	24.00	1.36	1.36	1.36	1951	136
18-Mar-14	11:35	Cloudy	008073	2.8227	2.9757	14971.39	14995.39	24.00	1.33	1.33	1.33	1920	80
22-Mar-14	8:00	Fine	008248	2.8231	3.0001	14995.39	15019.39	24.00	1.34	1.34	1.34	1926	92

Due to electricity interruption the 24hr TSP monitoring was rescheduled from 11 March 2014 and 17 March 2014 to 13 March 2014 and 18 March 2014 respectively.

Report on 1-hour TSP monitoring

Action Level ($\mu\text{g}/\text{m}^3$) - 325.1
Limit Level ($\mu\text{g}/\text{m}^3$) - 500

Date	Sampling Time	Weather Condition	Filter paper no.	Filter Weight, g		Elapse Time, hr		Sampling Time, hr	Flow Rate, m^3/min			Total Volume, m^3	TSP Level, $\mu\text{g}/\text{m}^3$
				Initial	Final	Initial	Final		Initial, Q_{si}	Final, Q_{sf}	Average		
6-Mar-14	8:32	Cloudy	008046	2.8072	2.8166	14938.93	14939.93	1.00	1.40	1.40	1.40	84	112
6-Mar-14	9:39	Cloudy	008045	2.8151	2.8230	14939.93	14940.93	1.00	1.32	1.32	1.32	79	100
6-Mar-14	10:52	Cloudy	008044	2.8177	2.8224	14940.93	14941.93	1.00	1.40	1.40	1.40	84	56
13-Mar-14	13:00	Cloudy	008039	2.8254	2.8506	14941.38	14942.38	1.00	1.36	1.36	1.36	81	310
13-Mar-14	14:10	Cloudy	008188	2.8196	2.8281	14942.38	14943.38	1.00	1.36	1.36	1.36	81	105
13-Mar-14	15:20	Cloudy	008189	2.8122	2.8207	14943.38	14944.38	1.00	1.36	1.36	1.36	81	105
18-Mar-14	8:16	Cloudy	008080	2.8313	2.8394	14968.39	14969.39	1.00	1.33	1.33	1.33	80	101
18-Mar-14	9:22	Cloudy	008079	2.8409	2.8472	14969.39	14970.39	1.00	1.33	1.33	1.33	80	79
18-Mar-14	10:29	Cloudy	008078	2.8364	2.8442	14970.39	14971.39	1.00	1.33	1.33	1.33	80	97
24-Mar-14	9:30	Fine	008251	2.8337	2.8395	15019.39	15020.39	1.00	1.33	1.33	1.33	80	72
24-Mar-14	10:35	Fine	008283	2.8342	2.8400	15020.39	15021.39	1.00	1.33	1.33	1.33	80	72
24-Mar-14	13:00	Fine	008286	2.8420	2.8460	15021.39	15022.39	1.00	1.33	1.33	1.33	80	50

Due to electricity interruption, the 1hr TSP monitoring was rescheduled from 12 March 2014 to 13 March 2014.



Location: CMA1b - Oil Street Site Office

Report on 24-hour TSP monitoring

Action Level ($\mu\text{g}/\text{m}^3$) - 176.7

Limit Level ($\mu\text{g}/\text{m}^3$) - 260

Date	Sampling Time	Weather Condition	Filter paper no.	Filter Weight, g		Elapse Time, hr		Sampling Time, hr	Flow Rate, m^3/min			Total Volume, m^3	TSP Level, $\mu\text{g}/\text{m}^3$
				Initial	Final	Initial	Final		Initial, Q_{si}	Final, Q_{sf}	Average		
28-Mar-14	8:00	Rainy	008022	2.8269	2.9722	4326.77	4350.77	24.00	1.41	1.41	1.41	2029	72
4-Apr-14	11:25	Cloudy	008381	2.8528	3.0341	4383.77	4407.78	24.01	1.38	1.38	1.38	1983	91
9-Apr-14	8:00	Rainy	008384	2.8522	2.9396	4407.78	4431.78	24.00	1.30	1.30	1.30	1877	47
15-Apr-14	8:00	Fine	008391	2.8398	3.0245	4434.78	4458.78	24.00	1.34	1.34	1.34	1928	96
21-Apr-14	8:00	Rainy	008350	2.8492	2.9913	4461.78	4485.78	24.00	1.37	1.37	1.37	1975	72

Remarks: Due to electricity interruption, the 24hr TSP monitoring was rescheduled from 3 April 2014 to 4 April 2014

Report on 1-hour TSP monitoring

Action Level ($\mu\text{g}/\text{m}^3$) - 320.1

Limit Level ($\mu\text{g}/\text{m}^3$) - 500

Date	Sampling Time	Weather Condition	Filter paper no.	Filter Weight, g		Elapse Time, hr		Sampling Time, hr	Flow Rate, m^3/min			Total Volume, m^3	TSP Level, $\mu\text{g}/\text{m}^3$
				Initial	Final	Initial	Final		Initial, Q_{si}	Final, Q_{sf}	Average		
29-Mar-14	9:46	Rainy	008301	2.8446	2.8637	4350.77	4351.77	1.00	1.37	1.37	1.37	82	232
29-Mar-14	13:05	Rainy	006413	2.6532	2.6754	4351.77	4352.77	1.00	1.37	1.37	1.37	82	269
29-Mar-14	14:10	Rainy	008361	2.8473	2.8493	4352.77	4353.77	1.00	1.37	1.37	1.37	82	24
4-Apr-14	8:05	Cloudy	008376	2.8702	2.8789	4380.77	4381.77	1.00	1.34	1.34	1.34	80	108
4-Apr-14	9:08	Cloudy	008377	2.8487	2.8561	4381.77	4382.77	1.00	1.38	1.38	1.38	83	90
4-Apr-14	10:20	Cloudy	008380	2.8602	2.8653	4382.77	4383.77	1.00	1.34	1.34	1.34	80	63
10-Apr-14	8:02	Rainy	008385	2.8443	2.8469	4431.78	4432.78	1.00	1.30	1.30	1.30	78	33
10-Apr-14	9:06	Rainy	008387	2.8519	2.8548	4432.78	4433.78	1.00	1.37	1.37	1.37	82	35
10-Apr-14	10:08	Rainy	008389	2.8420	2.8440	4433.78	4434.78	1.00	1.34	1.34	1.34	80	25
16-Apr-14	8:02	Fine	008344	2.8616	2.8732	4458.78	4459.78	1.00	1.34	1.34	1.34	80	144
16-Apr-14	9:10	Fine	008346	2.8675	2.8780	4459.78	4460.78	1.00	1.34	1.34	1.34	80	131
16-Apr-14	10:16	Fine	008348	2.8538	2.8620	4460.78	4461.78	1.00	1.34	1.34	1.34	80	102
22-Apr-14	11:00	Rainy	008623	2.8389	2.8470	4485.78	4486.78	1.00	1.37	1.37	1.37	82	98
22-Apr-14	13:05	Rainy	008329	2.8545	2.8610	4486.78	4487.78	1.00	1.37	1.37	1.37	82	79
22-Apr-14	14:34	Rainy	008331	2.8579	2.8645	4487.78	4488.78	1.00	1.37	1.37	1.37	82	80



Location: CMA2a - Causeway Bay Community Centre

Report on 24-hour TSP monitoring
 Action Level ($\mu\text{g}/\text{m}^3$) - 169.5
 Limit Level ($\mu\text{g}/\text{m}^3$) - 260

Date	Sampling Time	Weather Condition	Filter paper no.	Filter Weight, g		Elapse Time, hr		Sampling Time, hr	Flow Rate, m^3/min			Total Volume, m^3	TSP Level, $\mu\text{g}/\text{m}^3$
				Initial	Final	Initial	Final		Initial, Q_{si}	Final, Q_{sf}	Average		
28-Mar-14	8:00	Rainy	008023	2.8382	2.9582	14037.22	14061.22	24.00	1.34	1.34	1.34	1929	62
3-Apr-14	8:00	Rainy	008363	2.8463	2.9097	14091.29	14115.29	24.00	1.30	1.30	1.30	1876	34
9-Apr-14	8:00	Rainy	008382	2.8579	2.9246	14118.29	14142.29	24.00	1.30	1.30	1.30	1873	36
15-Apr-14	8:00	Fine	008342	2.8551	3.0090	14145.29	14169.29	24.00	1.30	1.30	1.30	1873	82
21-Apr-14	8:00	Rainy	008349	2.8542	2.9960	14172.30	14196.30	24.00	1.38	1.38	1.38	1983	72

Report on 1-hour TSP monitoring
 Action Level ($\mu\text{g}/\text{m}^3$) - 323.4
 Limit Level ($\mu\text{g}/\text{m}^3$) - 500

Date	Sampling Time	Weather Condition	Filter paper no.	Filter Weight, g		Elapse Time, hr		Sampling Time, hr	Flow Rate, m^3/min			Total Volume, m^3	TSP Level, $\mu\text{g}/\text{m}^3$
				Initial	Final	Initial	Final		Initial, Q_{si}	Final, Q_{sf}	Average		
29-Mar-14	10:50	Rainy	008300	2.8324	2.8424	14061.22	14062.22	1.00	1.38	1.38	1.38	83	121
29-Mar-14	13:03	Rainy	006414	2.7470	2.7535	14062.22	14063.22	1.00	1.38	1.38	1.38	83	79
29-Mar-14	14:08	Rainy	008360	2.8460	2.8530	14063.22	14064.22	1.00	1.38	1.38	1.38	83	85
4-Apr-14	8:02	Cloudy	008375	2.8633	2.8681	14115.29	14116.29	1.00	1.30	1.30	1.30	78	61
4-Apr-14	9:05	Cloudy	008378	2.8540	2.8585	14116.29	14117.29	1.00	1.30	1.30	1.30	78	58
4-Apr-14	10:10	Cloudy	008379	2.8584	2.8666	14117.29	14118.29	1.00	1.30	1.30	1.30	78	105
10-Apr-14	8:03	Rainy	008386	2.8576	2.8588	14142.29	14143.29	1.00	1.30	1.30	1.30	78	15
10-Apr-14	9:05	Rainy	008388	2.8457	2.8465	14143.29	14144.29	1.00	1.30	1.30	1.30	78	10
10-Apr-14	10:15	Rainy	008390	2.8320	2.8332	14144.29	14145.29	1.00	1.30	1.30	1.30	78	15
16-Apr-14	8:02	Fine	008343	2.8620	2.8670	14169.30	14170.30	1.00	1.30	1.30	1.30	78	64
16-Apr-14	9:05	Fine	008345	2.8569	2.8618	14170.30	14171.30	1.00	1.30	1.30	1.30	78	63
16-Apr-14	10:10	Fine	008347	2.8568	2.8631	14171.30	14172.30	1.00	1.30	1.30	1.30	78	81
22-Apr-14	11:03	Rainy	008327	2.8524	2.8595	14196.30	14197.30	1.00	1.30	1.30	1.30	78	91
22-Apr-14	13:10	Rainy	008328	2.8582	2.8648	14197.30	14198.30	1.00	1.30	1.30	1.30	78	85
22-Apr-14	14:50	Rainy	008330	2.8594	2.8663	14198.30	14199.30	1.00	1.30	1.30	1.30	78	89



Location: CMA3a - CWB PRE Site Office Area

Report on 24-hour TSP monitoring
Action Level ($\mu\text{g}/\text{m}^3$) - 171
Limit Level ($\mu\text{g}/\text{m}^3$) - 260

Date	Sampling Time	Weather Condition	Filter paper no.	Filter Weight, g		Elapse Time, hr		Sampling Time, hr	Flow Rate, m^3/min			Total Volume, m^3	TSP Level, $\mu\text{g}/\text{m}^3$
				Initial	Final	Initial	Final		Initial, Q_{si}	Final, Q_{sf}	Average		
28-Mar-14	8:00	Rainy	008158	2.8236	2.9319	1438.86	1462.86	24.00	1.36	1.36	1.36	1965	55
3-Apr-14	8:00	Rainy	008169	2.8299	2.9228	1492.86	1516.86	24.00	1.40	1.40	1.40	2017	46
10-Apr-14	14:30	Rainy	008358	2.8574	2.9504	1524.84	1548.84	24.00	1.26	1.26	1.26	1809	51
15-Apr-14	8:00	Fine	008264	2.8364	2.9402	1523.84	1547.84	24.00	1.33	1.33	1.33	1916	54
21-Apr-14	8:00	Rainy	008440	2.8591	3.0428	1550.84	1574.84	24.00	1.37	1.36	1.37	1966	93

Remarks: Due to electricity interruption, the 24hr TSP monitoring was rescheduled from 9 April 2014 to 10 April 2014

Report on 1-hour TSP monitoring
Action Level ($\mu\text{g}/\text{m}^3$) - 311.3
Limit Level ($\mu\text{g}/\text{m}^3$) - 500

Date	Sampling Time	Weather Condition	Filter paper no.	Filter Weight, g		Elapse Time, hr		Sampling Time, hr	Flow Rate, m^3/min			Total Volume, m^3	TSP Level, $\mu\text{g}/\text{m}^3$
				Initial	Final	Initial	Final		Initial, Q_{si}	Final, Q_{sf}	Average		
29-Mar-14	13:27	Rainy	008308	2.8245	2.8286	1462.86	1463.86	1.00	1.36	1.36	1.36	82	50
29-Mar-14	14:46	Rainy	008170	2.8198	2.8281	1463.86	1464.86	1.00	1.36	1.36	1.36	82	101
29-Mar-14	15:53	Rainy	008161	2.8317	2.8458	1464.86	1465.86	1.00	1.36	1.36	1.36	82	172
4-Apr-14	8:05	Cloudy	008322	2.8618	2.8700	1516.86	1517.86	1.00	1.40	1.40	1.40	84	98
4-Apr-14	9:10	Cloudy	008324	2.8525	2.8619	1517.86	1518.86	1.00	1.40	1.40	1.40	84	112
4-Apr-14	10:30	Cloudy	008325	2.8521	2.8602	1518.86	1519.86	1.00	1.40	1.40	1.40	84	96
10-Apr-14	9:05	Rainy	008353	2.8562	2.8588	1520.84	1521.84	1.00	1.30	1.30	1.30	78	33
10-Apr-14	10:10	Rainy	008356	2.8403	2.8440	1521.84	1522.84	1.00	1.33	1.33	1.33	80	46
10-Apr-14	13:00	Rainy	008357	2.8438	2.8469	1522.84	1523.84	1.00	1.37	1.37	1.37	82	38
16-Apr-14	9:30	Fine	008619	2.8301	2.8415	1547.84	1548.84	1.00	1.37	1.37	1.37	82	139
16-Apr-14	10:33	Fine	008437	2.8560	2.8672	1548.84	1549.84	1.00	1.37	1.37	1.37	82	137
16-Apr-14	13:00	Fine	008439	2.8406	2.8530	1549.84	1550.84	1.00	1.37	1.37	1.37	82	151
22-Apr-14	9:20	Rainy	008239	2.8411	2.8590	1574.84	1575.84	1.00	1.37	1.37	1.37	82	217
22-Apr-14	11:00	Rainy	008474	2.8548	2.8657	1575.84	1576.84	1.00	1.37	1.37	1.37	82	132
22-Apr-14	14:00	Rainy	008241	2.8334	2.8483	1576.84	1577.84	1.00	1.37	1.37	1.37	82	181



Location: CMA4a - SPCA

Report on 24-hour TSP monitoring

Action Level ($\mu\text{g}/\text{m}^3$) - 171.2

Limit Level ($\mu\text{g}/\text{m}^3$) - 260

Date	Sampling Time	Weather Condition	Filter paper no.	Filter Weight, g		Elapse Time, hr		Sampling Time, hr	Flow Rate, m^3/min			Total Volume, m^3	TSP Level, $\mu\text{g}/\text{m}^3$
				Initial	Final	Initial	Final		Initial, Q_{si}	Final, Q_{sf}	Average		
28-Mar-14	8:00	Rainy	008157	2.8290	3.0378	18240.01	18264.01	24.00	1.33	1.33	1.33	1916	109
3-Apr-14	8:00	Rainy	008162	2.8301	2.9537	18294.00	18318.00	24.00	1.30	1.30	1.30	1867	66
9-Apr-14	8:00	Rainy	008359	2.8485	2.9631	18323.99	18347.99	24.00	1.26	1.26	1.26	1810	63
15-Apr-14	8:00	Fine	008423	2.8504	2.9509	18347.99	18371.99	24.00	1.29	1.29	1.29	1864	54
22-Apr-14	15:03	Rainy	008396	2.8577	3.0468	18402.00	18426.00	24.00	1.29	1.29	1.29	1860	102

Remarks: Due to electricity interruption, the 24hr TSP monitoring was rescheduled from 21 April 2014 to 22 April 2014

Report on 1-hour TSP monitoring

Action Level ($\mu\text{g}/\text{m}^3$) - 312.5

Limit Level ($\mu\text{g}/\text{m}^3$) - 500

Date	Sampling Time	Weather Condition	Filter paper no.	Filter Weight, g		Elapse Time, hr		Sampling Time, hr	Flow Rate, m^3/min			Total Volume, m^3	TSP Level, $\mu\text{g}/\text{m}^3$
				Initial	Final	Initial	Final		Initial, Q_{si}	Final, Q_{sf}	Average		
29-Mar-14	8:43	Rainy	008307	2.8361	2.8464	18264.01	18265.01	1.00	1.29	1.29	1.29	78	133
29-Mar-14	9:51	Rainy	008167	2.8286	2.8369	18265.01	18266.01	1.00	1.29	1.29	1.29	78	107
29-Mar-14	10:56	Rainy	008168	2.8393	2.8469	18266.01	18267.01	1.00	1.29	1.29	1.29	78	98
4-Apr-14	8:30	Cloudy	008321	2.8580	2.8635	18318.00	18319.00	1.00	1.30	1.30	1.30	78	71
4-Apr-14	9:36	Cloudy	008323	2.8502	2.8589	18319.00	18320.00	1.00	1.30	1.30	1.30	78	112
4-Apr-14	10:40	Cloudy	008434	2.8470	2.8497	18320.00	18321.00	1.00	1.30	1.30	1.30	78	35
10-Apr-14	8:50	Rainy	008352	2.8478	2.8495	18320.99	18321.99	1.00	1.29	1.29	1.29	78	22
10-Apr-14	9:52	Rainy	008354	2.8549	2.8587	18321.99	18322.99	1.00	1.29	1.29	1.29	78	49
10-Apr-14	10:55	Rainy	008355	2.8299	2.8334	18322.99	18323.99	1.00	1.29	1.29	1.29	78	45
16-Apr-14	9:40	Fine	008618	2.8333	2.8412	18371.99	18372.99	1.00	1.29	1.29	1.29	78	102
16-Apr-14	10:50	Fine	008436	2.8535	2.8587	18372.99	18373.99	1.00	1.29	1.29	1.29	78	67
16-Apr-14	13:00	Fine	008438	2.8483	2.8542	18373.99	18374.99	1.00	1.29	1.29	1.29	78	76
22-Apr-14	9:00	Rainy	008238	2.8410	2.8474	18399.00	18400.00	1.00	1.29	1.29	1.29	77	83
22-Apr-14	10:45	Rainy	008240	2.8308	2.8371	18400.00	18401.00	1.00	1.29	1.29	1.29	77	81
22-Apr-14	13:50	Rainy	008243	2.8359	2.8431	18401.00	18402.00	1.00	1.29	1.29	1.29	77	93



Location: CMA5a - Children Garden opposite to Pedestrian Plaza

Report on 24-hour TSP monitoring

Action Level ($\mu\text{g}/\text{m}^3$) - 181
Limit Level ($\mu\text{g}/\text{m}^3$) - 260

Date	Sampling Time	Weather Condition	Filter paper no.	Filter Weight, g		Elapse Time, hr		Sampling Time, hr	Flow Rate, m^3/min			Total Volume, m^3	TSP Level, $\mu\text{g}/\text{m}^3$
				Initial	Final	Initial	Final		Initial, Q_{si}	Final, Q_{sf}	Average		
28-Mar-14	8:00	Rainy	008309	2.8404	2.9258	19244.18	19268.18	24.00	1.34	1.34	1.34	1928	44
3-Apr-14	8:00	Rainy	008139	2.8127	2.9205	19298.21	19322.21	24.00	1.38	1.38	1.38	1983	54
9-Apr-14	8:00	Rainy	008452	2.8508	2.9472	19325.20	19349.20	24.00	1.37	1.37	1.37	1980	49
15-Apr-14	8:00	Fine	008443	2.8532	3.1123	19352.19	19376.19	24.00	1.38	1.37	1.37	1980	131
21-Apr-14	8:00	Rainy	008794	2.8505	3.0426	19379.20	19403.20	24.00	1.34	1.34	1.34	1925	100

Report on 1-hour TSP monitoring

Action Level ($\mu\text{g}/\text{m}^3$) - 332
Limit Level ($\mu\text{g}/\text{m}^3$) - 500

Date	Sampling Time	Weather Condition	Filter paper no.	Filter Weight, g		Elapse Time, hr		Sampling Time, hr	Flow Rate, m^3/min			Total Volume, m^3	TSP Level, $\mu\text{g}/\text{m}^3$
				Initial	Final	Initial	Final		Initial, Q_{si}	Final, Q_{sf}	Average		
29-Mar-14	8:23	Rainy	008306	2.8381	2.8436	19268.18	19269.18	1.00	1.34	1.34	1.34	80	68
29-Mar-14	9:28	Rainy	008135	2.8178	2.8253	19269.18	19270.18	1.00	1.34	1.34	1.34	80	93
29-Mar-14	10:45	Rainy	008147	2.8087	2.8284	19270.18	19271.18	1.00	1.34	1.34	1.34	80	245
4-Apr-14	8:24	Cloudy	008558	2.8398	2.8475	19322.20	19323.20	1.00	1.38	1.38	1.38	83	93
4-Apr-14	9:30	Cloudy	008450	2.8528	2.8620	19323.20	19324.20	1.00	1.31	1.31	1.31	78	117
4-Apr-14	10:35	Cloudy	008451	2.8505	2.8607	19324.20	19325.20	1.00	1.31	1.31	1.31	78	130
10-Apr-14	8:40	Rainy	008815	2.8569	2.8580	19349.20	19350.20	1.00	1.37	1.37	1.37	82	13
10-Apr-14	9:45	Rainy	008441	2.8556	2.8564	19350.20	19351.20	1.00	1.37	1.37	1.37	82	10
10-Apr-14	10:55	Rainy	008442	2.8687	2.8696	19351.20	19352.20	1.00	1.37	1.37	1.37	82	11
16-Apr-14	9:55	Fine	008228	2.8372	2.8480	19376.20	19377.20	1.00	1.37	1.37	1.37	82	131
16-Apr-14	13:00	Fine	008227	2.8361	2.8471	19377.20	19378.20	1.00	1.37	1.37	1.37	82	133
16-Apr-14	14:25	Fine	008798	2.8558	2.8646	19378.20	19379.20	1.00	1.37	1.37	1.37	82	107
22-Apr-14	8:25	Rainy	008223	2.8282	2.8430	19403.20	19404.20	1.00	1.37	1.37	1.37	82	180
22-Apr-14	9:37	Rainy	008881	2.8604	2.8738	19404.20	19405.20	1.00	1.37	1.37	1.37	82	163
22-Apr-14	10:49	Rainy	008878	2.8634	2.8804	19405.20	19406.20	1.00	1.37	1.37	1.37	82	207



Location: MA1e - International Finance Centre (Eastern Wing)

Report on 24-hour TSP monitoring

Action Level ($\mu\text{g}/\text{m}^3$) - 173.4

Limit Level ($\mu\text{g}/\text{m}^3$) - 260

Date	Sampling Time	Weather Condition	Filter paper no.	Filter Weight, g		Elapse Time, hr		Sampling Time, hr	Flow Rate, m^3/min			Total Volume, m^3	TSP Level, $\mu\text{g}/\text{m}^3$
				Initial	Final	Initial	Final		Initial, Q_{si}	Final, Q_{sf}	Average		
28-Mar-14	8:00	Rainy	008288	2.8470	2.9993	14946.87	14970.87	24.00	1.34	1.34	1.34	1935	79
3-Apr-14	8:00	Rainy	008372	2.8556	2.9250	15000.87	15024.87	24.00	1.31	1.31	1.31	1886	37
9-Apr-14	8:00	Rainy	008409	2.8439	2.9308	15027.87	15051.87	24.00	1.31	1.31	1.31	1884	46
15-Apr-14	8:00	Fine	008421	2.8630	3.0330	15054.87	15078.87	24.00	1.31	1.31	1.31	1884	90
21-Apr-14	8:00	Rainy	008392	2.8417	2.9995	15081.87	15105.87	24.00	1.31	1.30	1.30	1879	84

Report on 1-hour TSP monitoring

Action Level ($\mu\text{g}/\text{m}^3$) - 325.1

Limit Level ($\mu\text{g}/\text{m}^3$) - 500

Date	Sampling Time	Weather Condition	Filter paper no.	Filter Weight, g		Elapse Time, hr		Sampling Time, hr	Flow Rate, m^3/min			Total Volume, m^3	TSP Level, $\mu\text{g}/\text{m}^3$
				Initial	Final	Initial	Final		Initial, Q_{si}	Final, Q_{sf}	Average		
29-Mar-14	14:00	Rainy	008295	2.8310	2.8453	14970.87	14971.87	1.00	1.34	1.34	1.34	81	177
29-Mar-14	15:02	Rainy	008305	2.8396	2.8420	14971.87	14972.87	1.00	1.34	1.34	1.34	81	30
29-Mar-14	16:18	Rainy	008373	2.8565	2.8620	14972.87	14973.87	1.00	1.34	1.34	1.34	81	68
4-Apr-14	9:05	Cloudy	008370	2.8578	2.8682	15024.87	15025.87	1.00	1.35	1.35	1.35	81	129
4-Apr-14	10:08	Cloudy	008165	2.8246	2.8416	15025.87	15026.87	1.00	1.35	1.35	1.35	81	210
4-Apr-14	13:00	Cloudy	008406	2.8353	2.8426	15026.87	15027.87	1.00	1.31	1.31	1.31	79	93
10-Apr-14	8:50	Rainy	008411	2.8432	2.8448	15051.87	15052.87	1.00	1.31	1.31	1.31	78	20
10-Apr-14	10:00	Rainy	008414	2.8676	2.8685	15052.87	15053.87	1.00	1.34	1.34	1.34	81	11
10-Apr-14	13:00	Rainy	008417	2.8690	2.8702	15053.87	15054.87	1.00	1.31	1.31	1.31	78	15
16-Apr-14	9:30	Fine	008424	2.8526	2.8590	15078.87	15079.87	1.00	1.34	1.31	1.33	80	80
16-Apr-14	10:35	Fine	008427	2.8669	2.8736	15079.87	15080.87	1.00	1.34	1.31	1.33	80	84
16-Apr-14	13:00	Fine	008430	2.8610	2.8676	15080.87	15081.87	1.00	1.34	1.31	1.33	80	83
22-Apr-14	8:27	Rainy	008397	2.8552	2.8599	15105.87	15106.87	1.00	1.34	1.30	1.32	79	59
22-Apr-14	9:36	Rainy	008400	2.8456	2.8497	15106.87	15107.87	1.00	1.34	1.30	1.32	79	52
22-Apr-14	10:39	Rainy	008785	2.8455	2.8504	15107.87	15108.87	1.00	1.34	1.30	1.32	79	62



Location: MA1w - International Finance Centre (Western Wing)

Report on 24-hour TSP monitoring

Action Level ($\mu\text{g}/\text{m}^3$) - 173.4

Limit Level ($\mu\text{g}/\text{m}^3$) - 260

Date	Sampling Time	Weather Condition	Filter paper no.	Filter Weight, g		Elapse Time, hr		Sampling Time, hr	Flow Rate, m^3/min			Total Volume, m^3	TSP Level, $\mu\text{g}/\text{m}^3$
				Initial	Final	Initial	Final		Initial, Q_{si}	Final, Q_{sf}	Average		
28-Mar-14	8:00	Rainy	008289	2.8428	2.9797	14995.39	15019.39	24.00	1.33	1.33	1.33	1920	71
4-Apr-14	14:02	Cloudy	008408	2.8494	3.0475	15052.39	15076.39	24.00	1.37	1.34	1.36	1951	102
9-Apr-14	8:00	Rainy	008383	2.8592	2.9613	15076.39	15100.39	24.00	1.33	1.33	1.33	1921	53
15-Apr-14	8:00	Fine	008422	2.8585	3.0543	15103.40	15127.40	24.00	1.35	1.35	1.35	1948	101
21-Apr-14	8:00	Rainy	008393	2.8563	3.0098	15130.40	15154.40	24.00	1.35	1.35	1.35	1943	79

Remarks: Due to electricity interruption, the 24hr TSP monitoring was rescheduled from 3 April 2014 to 4 April 2014

Report on 1-hour TSP monitoring

Action Level ($\mu\text{g}/\text{m}^3$) - 325.1

Limit Level ($\mu\text{g}/\text{m}^3$) - 500

Date	Sampling Time	Weather Condition	Filter paper no.	Filter Weight, g		Elapse Time, hr		Sampling Time, hr	Flow Rate, m^3/min			Total Volume, m^3	TSP Level, $\mu\text{g}/\text{m}^3$
				Initial	Final	Initial	Final		Initial, Q_{si}	Final, Q_{sf}	Average		
29-Mar-14	8:56	Rainy	008296	2.8274	2.8301	15019.39	15020.39	1.00	1.33	1.33	1.33	80	34
29-Mar-14	10:00	Rainy	008298	2.8237	2.8308	15020.39	15021.39	1.00	1.33	1.33	1.33	80	89
29-Mar-14	13:00	Rainy	008303	2.8309	2.8380	15021.39	15022.39	1.00	1.33	1.33	1.33	80	89
4-Apr-14	9:02	Cloudy	008304	2.8259	2.8492	15049.39	15050.39	1.00	1.37	1.37	1.37	82	283
4-Apr-14	10:04	Cloudy	008164	2.8276	2.8432	15050.39	15051.39	1.00	1.30	1.30	1.30	78	200
4-Apr-14	13:00	Cloudy	008405	2.8180	2.8285	15051.39	15052.39	1.00	1.37	1.37	1.37	82	127
10-Apr-14	9:02	Rainy	008412	2.8466	2.8480	15100.39	15101.39	1.00	1.35	1.35	1.35	81	17
10-Apr-14	10:08	Rainy	008415	2.8439	2.8453	15101.39	15102.39	1.00	1.37	1.37	1.37	82	17
10-Apr-14	13:00	Rainy	008418	2.8707	2.8724	15102.39	15103.39	1.00	1.37	1.37	1.37	82	21
16-Apr-14	9:33	Fine	008425	2.8693	2.8766	15127.40	15128.40	1.00	1.35	1.35	1.35	81	90
16-Apr-14	10:39	Fine	008428	2.8658	2.8730	15128.40	15129.40	1.00	1.35	1.35	1.35	81	89
16-Apr-14	13:00	Fine	008431	2.8572	2.8657	15129.40	15130.40	1.00	1.37	1.37	1.37	82	103
22-Apr-14	8:33	Rainy	008398	2.8481	2.8523	15154.40	15155.40	1.00	1.29	1.33	1.31	79	53
22-Apr-14	9:40	Rainy	008401	2.8484	2.8510	15155.40	15156.40	1.00	1.35	1.35	1.35	81	32
22-Apr-14	10:48	Rainy	008786	2.8531	2.8607	15156.40	15157.40	1.00	1.35	1.35	1.35	81	94



Location: CMA1b - Oil Street Site Office

Report on 24-hour TSP monitoring

Action Level ($\mu\text{g}/\text{m}^3$) - 176.7

Limit Level ($\mu\text{g}/\text{m}^3$) - 260

Date	Sampling Time	Weather Condition	Filter paper no.	Filter Weight, g		Elapse Time, hr		Sampling Time, hr	Flow Rate, m^3/min			Total Volume, m^3	TSP Level, $\mu\text{g}/\text{m}^3$
				Initial	Final	Initial	Final		Initial, Q_{si}	Final, Q_{sf}	Average		
26-Apr-14	8:00	Rainy	008333	2.8705	2.9685	4488.79	4512.79	24.00	1.37	1.37	1.37	1975	50
2-May-14	8:00	Rainy	008340	2.8576	2.9683	4515.81	4539.81	24.00	1.37	1.37	1.37	1976	56
9-May-14	13:00	Rainy	008845	2.8581	2.9487	4545.82	4569.82	24.00	1.34	1.37	1.35	1950	46
15-May-14	13:00	Rainy	008613	2.8356	2.9096	4572.84	4596.84	24.00	1.29	1.32	1.30	1878	39
21-May-14	17:00	Rainy	008722	2.8528	2.9559	4572.86	4596.86	24.00	1.33	1.33	1.33	1909	54
26-May-14	8:00	Rainy	008691	2.8284	2.8881	4623.87	4647.87	24.00	1.32	1.32	1.32	1905	31

Remarks: Due to interruption of electricity, the 24hr TSP was rescheduled from 8, 14 and 20 May 2014 to 9, 15 and 21 May 2014 respectively.

Report on 1-hour TSP monitoring

Action Level ($\mu\text{g}/\text{m}^3$) - 320.1

Limit Level ($\mu\text{g}/\text{m}^3$) - 500

Date	Sampling Time	Weather Condition	Filter paper no.	Filter Weight, g		Elapse Time, hr		Sampling Time, hr	Flow Rate, m^3/min			Total Volume, m^3	TSP Level, $\mu\text{g}/\text{m}^3$
				Initial	Final	Initial	Final		Initial, Q_{si}	Final, Q_{sf}	Average		
28-Apr-14	11:00	Fine	008335	2.8597	2.8681	4512.79	4513.79	1.00	1.37	1.37	1.37	82	102
28-Apr-14	13:00	Fine	008336	2.8595	2.8667	4513.79	4514.79	1.00	1.37	1.37	1.37	82	88
28-Apr-14	14:09	Fine	008338	2.8601	2.8657	4514.81	4515.81	1.00	1.37	1.37	1.37	82	68
3-May-14	8:04	Rainy	008831	2.8741	2.8784	4539.81	4540.81	1.00	1.37	1.37	1.37	82	52
3-May-14	9:12	Rainy	008833	2.8726	2.8749	4540.81	4541.81	1.00	1.37	1.37	1.37	82	28
3-May-14	10:16	Rainy	008835	2.8618	2.8655	4541.81	4542.81	1.00	1.34	1.34	1.34	80	46
9-May-14	8:04	Rainy	008836	2.8723	2.8903	4542.82	4543.82	1.00	1.34	1.37	1.35	81	221
9-May-14	9:12	Rainy	008843	2.8668	2.8823	4543.82	4544.82	1.00	1.34	1.37	1.35	81	191
9-May-14	10:16	Rainy	008846	2.8695	2.8796	4544.82	4545.82	1.00	1.34	1.34	1.34	80	126
15-May-14	8:00	Rainy	008850	2.8546	2.8729	4596.84	4597.84	1.00	1.29	1.32	1.30	78	234
15-May-14	9:05	Rainy	008609	2.8222	2.8255	4597.84	4598.84	1.00	1.29	1.32	1.30	78	42
15-May-14	10:09	Rainy	008611	2.8276	2.8326	4598.84	4599.84	1.00	1.29	1.29	1.29	77	65
21-May-14	13:00	Rainy	008614	2.8498	2.8611	4596.86	4597.86	1.00	1.29	1.29	1.29	77	146
21-May-14	14:05	Rainy	008719	2.8660	2.8713	4597.86	4598.86	1.00	1.29	1.29	1.29	77	69
21-May-14	15:30	Rainy	008712	2.8513	2.8561	4598.86	4599.86	1.00	1.29	1.29	1.29	77	62
27-May-14	8:05	Fine	008663	2.8211	2.8235	4647.87	4648.87	1.00	1.29	1.29	1.29	77	31
27-May-14	9:10	Fine	008666	2.8566	2.8589	4648.87	4649.87	1.00	1.29	1.29	1.29	77	30
27-May-14	10:15	Fine	008670	2.8553	2.8567	4649.87	4650.87	1.00	1.29	1.29	1.29	77	18

Location: CMA2a - Causeway Bay Community Centre

Report on 24-hour TSP monitoring
Action Level ($\mu\text{g}/\text{m}^3$) - 169.5
Limit Level ($\mu\text{g}/\text{m}^3$) - 260

Date	Sampling Time	Weather Condition	Filter paper no.	Filter Weight, g		Elapse Time, hr		Sampling Time, hr	Flow Rate, m^3/min			Total Volume, m^3	TSP Level, $\mu\text{g}/\text{m}^3$
				Initial	Final	Initial	Final		Initial, Q_{si}	Final, Q_{sf}	Average		
26-Apr-14	8:00	Rainy	008332	2.8583	2.9406	14199.30	14223.30	24.00	1.30	1.30	1.30	1868	44
2-May-14	8:00	Rainy	008341	2.8578	2.9246	14226.31	14250.31	24.00	1.34	1.34	1.34	1927	35
8-May-14	8:00	Rainy	008837	2.8693	2.9427	14253.33	14277.33	24.00	1.30	1.34	1.32	1899	39
14-May-14	8:00	Rainy	008848	2.8458	2.9106	14280.33	14304.33	24.00	1.27	1.31	1.29	1862	35
20-May-14	8:00	Rainy	008612	2.8384	2.8965	14307.33	14331.33	24.00	1.28	1.31	1.30	1866	31
26-May-14	8:00	Rainy	008720	2.8546	2.8947	14334.34	14358.34	24.00	1.28	1.31	1.29	1863	22

Report on 1-hour TSP monitoring
Action Level ($\mu\text{g}/\text{m}^3$) - 323.4
Limit Level ($\mu\text{g}/\text{m}^3$) - 500

Date	Sampling Time	Weather Condition	Filter paper no.	Filter Weight, g		Elapse Time, hr		Sampling Time, hr	Flow Rate, m^3/min			Total Volume, m^3	TSP Level, $\mu\text{g}/\text{m}^3$
				Initial	Final	Initial	Final		Initial, Q_{si}	Final, Q_{sf}	Average		
28-Apr-14	11:00	Fine	008334	2.8705	2.8797	14223.31	14224.31	1.00	1.30	1.30	1.30	78	118
28-Apr-14	13:00	Fine	008337	2.8513	2.8576	14224.31	14225.31	1.00	1.30	1.30	1.30	78	81
28-Apr-14	14:05	Fine	008339	2.8546	2.8612	14225.31	14226.31	1.00	1.30	1.30	1.30	78	85
3-May-14	8:03	Rainy	008830	2.8794	2.8818	14250.32	14251.32	1.00	1.34	1.34	1.34	80	30
3-May-14	9:07	Rainy	008832	2.8737	2.8780	14251.32	14252.32	1.00	1.34	1.34	1.34	80	54
3-May-14	10:13	Rainy	008834	2.8660	2.8692	14252.32	14253.32	1.00	1.34	1.34	1.34	80	40
9-May-14	8:03	Rainy	008842	2.8679	2.8736	14277.33	14278.33	1.00	1.30	1.34	1.32	79	72
9-May-14	9:07	Rainy	008844	2.8628	2.8683	14278.33	14279.33	1.00	1.30	1.34	1.32	79	70
9-May-14	10:13	Rainy	008847	2.8512	2.8551	14279.33	14280.33	1.00	1.30	1.34	1.32	79	49
15-May-14	8:05	Rainy	008849	2.8454	2.8470	14304.33	14305.33	1.00	1.27	1.31	1.29	78	21
15-May-14	9:07	Rainy	008851	2.8374	2.8393	14305.33	14306.33	1.00	1.27	1.31	1.29	78	24
15-May-14	10:09	Rainy	008610	2.8253	2.8335	14306.33	14307.33	1.00	1.27	1.31	1.29	78	106
21-May-14	11:00	Rainy	008591	2.8513	2.8532	14331.33	14332.33	1.00	1.28	1.28	1.28	77	25
21-May-14	13:00	Rainy	008725	2.8465	2.8507	14332.33	14333.33	1.00	1.28	1.28	1.28	77	55
21-May-14	14:05	Rainy	008718	2.8702	2.8715	14333.33	14334.33	1.00	1.28	1.28	1.28	77	17
27-May-14	8:05	Fine	008664	2.8801	2.8824	14358.34	14359.34	1.00	1.27	1.27	1.27	76	30
27-May-14	9:10	Fine	008668	2.8532	2.8546	14359.34	14360.34	1.00	1.27	1.27	1.27	76	18
27-May-14	10:15	Fine	008671	2.8451	2.8486	14360.34	14361.34	1.00	1.27	1.27	1.27	76	46



Location: CMA3a - CWB PRE Site Office Area

Report on 24-hour TSP monitoring
Action Level ($\mu\text{g}/\text{m}^3$) - 171
Limit Level ($\mu\text{g}/\text{m}^3$) - 260

Date	Sampling Time	Weather Condition	Filter paper no.	Filter Weight, g		Elapse Time, hr		Sampling Time, hr	Flow Rate, m^3/min			Total Volume, m^3	TSP Level, $\mu\text{g}/\text{m}^3$
				Initial	Final	Initial	Final		Initial, Q_{si}	Final, Q_{sf}	Average		
26-Apr-14	8:00	Rainy	007510	2.6290	2.7542	1577.84	1601.83	23.99	1.33	1.33	1.33	1911	65
3-May-14	13:00	Rainy	008812	2.8496	2.8948	1632.90	1656.90	24.00	1.29	1.29	1.29	1861	24
9-May-14	14:20	Rainy	008813	2.8447	2.9302	1686.91	1710.91	24.00	1.33	1.29	1.31	1887	45
14-May-14	8:00	Rainy	008588	2.8474	2.9780	1683.91	1707.91	24.00	1.35	1.35	1.35	1950	67
20-May-14	8:00	Rainy	008598	2.8304	2.9918	1710.91	1734.91	24.00	1.37	1.37	1.37	1979	82
26-May-14	8:00	Rainy	008652	2.8331	2.9752	1737.91	1761.91	24.00	1.37	1.37	1.37	1975	72

Remarks: Due to interruption of electricity, the 24hr TSP monitoring was rescheduled from 2 and 8 May 2014 to 3 and 9 May 2014 respectively.

Report on 1-hour TSP monitoring
Action Level ($\mu\text{g}/\text{m}^3$) - 311.3
Limit Level ($\mu\text{g}/\text{m}^3$) - 500

Date	Sampling Time	Weather Condition	Filter paper no.	Filter Weight, g		Elapse Time, hr		Sampling Time, hr	Flow Rate, m^3/min			Total Volume, m^3	TSP Level, $\mu\text{g}/\text{m}^3$
				Initial	Final	Initial	Final		Initial, Q_{si}	Final, Q_{sf}	Average		
28-Apr-14	8:55	Fine	008884	2.8496	2.8590	1601.83	1602.83	1.00	1.34	1.34	1.34	80	117
28-Apr-14	9:58	Fine	008886	2.8645	2.8738	1602.83	1603.83	1.00	1.34	1.34	1.34	80	116
28-Apr-14	13:00	Fine	008888	2.8521	2.8642	1603.83	1604.83	1.00	1.34	1.34	1.34	80	151
3-May-14	8:20	Rainy	008902	2.8331	2.8428	1656.90	1657.90	1.00	1.34	1.34	1.34	80	121
3-May-14	9:25	Rainy	008809	2.8599	2.8631	1657.90	1658.90	1.00	1.34	1.34	1.34	80	40
3-May-14	10:30	Rainy	008810	2.8383	2.8469	1658.90	1659.90	1.00	1.34	1.34	1.34	80	108
9-May-14	9:00	Rainy	008807	2.8520	2.8549	1680.91	1681.91	1.00	1.34	1.34	1.34	80	36
9-May-14	10:15	Rainy	008585	2.8480	2.8499	1681.91	1682.91	1.00	1.34	1.34	1.34	80	24
9-May-14	13:00	Rainy	008587	2.8396	2.8410	1682.91	1683.91	1.00	1.34	1.34	1.34	80	17
15-May-14	9:35	Rainy	008592	2.8454	2.8486	1707.91	1708.91	1.00	1.37	1.37	1.37	82	39
15-May-14	10:38	Rainy	008594	2.8451	2.8490	1708.91	1709.91	1.00	1.37	1.37	1.37	82	48
15-May-14	13:00	Rainy	008596	2.8458	2.8495	1709.91	1710.91	1.00	1.37	1.37	1.37	82	45
21-May-14	13:00	Rainy	008713	2.8322	2.8389	1734.91	1735.91	1.00	1.39	1.39	1.39	83	81
21-May-14	14:06	Rainy	008716	2.8612	2.8671	1735.91	1736.91	1.00	1.39	1.39	1.39	83	71
21-May-14	15:10	Rainy	008374	2.8570	2.8611	1736.91	1737.91	1.00	1.39	1.39	1.39	83	49
27-May-14	13:42	Fine	008705	2.8331	2.8437	1761.91	1762.91	1.00	1.38	1.38	1.38	83	128
27-May-14	14:49	Fine	008737	2.8545	2.8553	1762.91	1763.91	1.00	1.38	1.38	1.38	83	10
27-May-14	15:53	Fine	008739	2.8587	2.8598	1763.91	1764.91	1.00	1.38	1.38	1.38	83	13



Location: CMA4a - SPCA

Report on 24-hour TSP monitoring
 Action Level ($\mu\text{g}/\text{m}^3$) - 171.2
 Limit Level ($\mu\text{g}/\text{m}^3$) - 260

Date	Sampling Time	Weather Condition	Filter paper no.	Filter Weight, g		Elapse Time, hr		Sampling Time, hr	Flow Rate, m^3/min			Total Volume, m^3	TSP Level, $\mu\text{g}/\text{m}^3$
				Initial	Final	Initial	Final		Initial, Q_{si}	Final, Q_{sf}	Average		
26-Apr-14	8:00	Rainy	007513	2.6251	2.7198	18426.00	18449.99	23.99	1.29	1.29	1.29	1858	51
2-May-14	8:00	Rainy	008889	2.8441	2.9250	18452.99	18476.99	24.00	1.29	1.29	1.29	1860	43
8-May-14	8:00	Rainy	008906	2.8373	2.8824	18480.00	18504.00	24.00	1.29	1.29	1.29	1861	24
14-May-14	8:00	Rainy	008589	2.8451	2.9306	18507.00	18531.01	24.01	1.29	1.29	1.29	1855	46
20-May-14	8:00	Rainy	008597	2.8412	2.8827	18534.00	18558.00	24.00	1.29	1.29	1.29	1858	22
26-May-14	8:00	Rainy	008690	2.8344	2.8809	18561.00	18585.00	24.00	1.29	1.29	1.29	1855	25

Report on 1-hour TSP monitoring
 Action Level ($\mu\text{g}/\text{m}^3$) - 312.5
 Limit Level ($\mu\text{g}/\text{m}^3$) - 500

Date	Sampling Time	Weather Condition	Filter paper no.	Filter Weight, g		Elapse Time, hr		Sampling Time, hr	Flow Rate, m^3/min			Total Volume, m^3	TSP Level, $\mu\text{g}/\text{m}^3$
				Initial	Final	Initial	Final		Initial, Q_{si}	Final, Q_{sf}	Average		
28-Apr-14	8:50	Fine	008803	2.8599	2.8664	18449.99	18450.99	1.00	1.29	1.29	1.29	77	84
28-Apr-14	9:52	Fine	008885	2.8651	2.8711	18450.99	18451.99	1.00	1.29	1.29	1.29	77	77
28-Apr-14	10:56	Fine	008887	2.8477	2.8552	18451.99	18452.99	1.00	1.29	1.29	1.29	77	97
3-May-14	13:15	Rainy	008901	2.8406	2.8455	18477.01	18478.01	1.00	1.29	1.29	1.29	77	63
3-May-14	14:20	Rainy	008903	2.8372	2.8408	18478.01	18479.01	1.00	1.29	1.29	1.29	77	46
3-May-14	15:26	Rainy	008905	2.8334	2.8360	18479.01	18480.01	1.00	1.29	1.29	1.29	77	34
9-May-14	8:50	Rainy	008806	2.8675	2.8696	18504.00	18505.00	1.00	1.29	1.29	1.29	78	27
9-May-14	10:00	Rainy	008891	2.8501	2.8520	18505.00	18506.00	1.00	1.29	1.29	1.29	78	25
9-May-14	13:00	Rainy	008586	2.8440	2.8460	18506.00	18507.00	1.00	1.29	1.29	1.29	78	26
15-May-14	9:20	Rainy	008590	2.8380	2.8404	18531.01	18532.01	1.00	1.29	1.29	1.29	77	31
15-May-14	10:25	Rainy	008593	2.8475	2.8487	18532.01	18533.01	1.00	1.29	1.29	1.29	77	16
15-May-14	13:00	Rainy	008595	2.8475	2.8495	18533.01	18534.01	1.00	1.29	1.29	1.29	77	26
21-May-14	13:00	Rainy	008714	2.8520	2.8546	18558.00	18559.00	1.00	1.29	1.29	1.29	77	34
21-May-14	14:05	Rainy	008715	2.8611	2.8637	18559.00	18560.00	1.00	1.29	1.29	1.29	77	34
21-May-14	15:10	Rainy	008717	2.8564	2.8594	18560.00	18561.00	1.00	1.29	1.29	1.29	77	39
27-May-14	13:00	Fine	008698	2.8269	2.8327	18585.00	18586.00	1.00	1.29	1.29	1.29	77	75
27-May-14	14:41	Fine	008706	2.8318	2.8365	18586.00	18587.00	1.00	1.29	1.29	1.29	77	61
27-May-14	15:46	Fine	008738	2.8522	2.8534	18587.00	18588.00	1.00	1.29	1.29	1.29	77	16



Location: CMA5a - Children Garden opposite to Pedestrian Plaza

Report on 24-hour TSP monitoring

Action Level ($\mu\text{g}/\text{m}^3$) - 181

Limit Level ($\mu\text{g}/\text{m}^3$) - 260

Date	Sampling Time	Weather Condition	Filter paper no.	Filter Weight, g		Elapse Time, hr		Sampling Time, hr	Flow Rate, m^3/min			Total Volume, m^3	TSP Level, $\mu\text{g}/\text{m}^3$
				Initial	Final	Initial	Final		Initial, Q_{si}	Final, Q_{sf}	Average		
26-Apr-14	8:00	Rainy	008784	2.8553	2.9507	19406.86	19430.86	24.00	1.34	1.34	1.34	1925	50
2-May-14	8:00	Rainy	008781	2.8490	2.9358	19433.86	19457.86	24.00	1.34	1.34	1.34	1926	45
8-May-14	8:00	Rainy	008583	2.8438	2.8936	19460.87	19484.88	24.01	1.34	1.34	1.34	1928	26
14-May-14	8:00	Rainy	008872	2.8449	2.9455	19487.88	19511.88	24.00	1.33	1.33	1.33	1917	52
20-May-14	8:00	Rainy	008796	2.8602	2.9690	19514.88	19538.88	24.00	1.37	1.37	1.37	1971	55
26-May-14	8:00	Rainy	008689	2.8230	2.8705	19541.88	19565.88	24.00	1.37	1.37	1.37	1967	24

Report on 1-hour TSP monitoring

Action Level ($\mu\text{g}/\text{m}^3$) - 332

Limit Level ($\mu\text{g}/\text{m}^3$) - 500

Date	Sampling Time	Weather Condition	Filter paper no.	Filter Weight, g		Elapse Time, hr		Sampling Time, hr	Flow Rate, m^3/min			Total Volume, m^3	TSP Level, $\mu\text{g}/\text{m}^3$
				Initial	Final	Initial	Final		Initial, Q_{si}	Final, Q_{sf}	Average		
28-Apr-14	9:12	Fine	008875	2.8678	2.8743	19430.86	19431.86	1.00	1.34	1.34	1.34	80	81
28-Apr-14	10:18	Fine	008824	2.8594	2.8633	19431.86	19432.86	1.00	1.34	1.34	1.34	80	49
28-Apr-14	13:00	Fine	008825	2.8732	2.8787	19432.86	19433.86	1.00	1.34	1.34	1.34	80	69
3-May-14	9:40	Rainy	008805	2.8530	2.8590	19457.87	19458.87	1.00	1.34	1.34	1.34	80	75
3-May-14	10:44	Rainy	008573	2.8546	2.8599	19458.87	19459.87	1.00	1.34	1.34	1.34	80	66
3-May-14	13:00	Rainy	008580	2.8431	2.8504	19459.87	19460.87	1.00	1.34	1.34	1.34	80	91
9-May-14	9:10	Rainy	008560	2.8401	2.8431	19484.88	19485.88	1.00	1.34	1.34	1.34	80	37
9-May-14	10:15	Rainy	008563	2.8452	2.8540	19485.88	19486.88	1.00	1.34	1.34	1.34	80	110
9-May-14	13:00	Rainy	008569	2.8591	2.8631	19486.88	19487.88	1.00	1.34	1.34	1.34	80	50
15-May-14	9:13	Rainy	008599	2.8358	2.8372	19511.88	19512.88	1.00	1.33	1.33	1.33	80	18
15-May-14	10:23	Rainy	008602	2.8447	2.8466	19512.88	19513.88	1.00	1.33	1.33	1.33	80	24
15-May-14	13:00	Rainy	008615	2.8368	2.8419	19513.88	19514.88	1.00	1.33	1.33	1.33	80	64
21-May-14	9:13	Rainy	008709	2.8264	2.8370	19538.88	19539.88	1.00	1.37	1.37	1.37	82	129
21-May-14	10:23	Rainy	008712	2.8282	2.8329	19539.88	19540.88	1.00	1.37	1.37	1.37	82	57
21-May-14	13:00	Rainy	008684	2.8310	2.8343	19540.88	19541.88	1.00	1.37	1.37	1.37	82	40
27-May-14	8:24	Fine	008949	2.8216	2.8292	19565.88	19566.88	1.00	1.37	1.37	1.37	82	93
27-May-14	9:31	Fine	008728	2.8654	2.8721	19566.88	19567.88	1.00	1.37	1.37	1.37	82	82
27-May-14	10:34	Fine	008729	2.8585	2.8695	19567.88	19568.88	1.00	1.37	1.37	1.37	82	134



Location: MA1e - International Finance Centre (Eastern Wing)

Report on 24-hour TSP monitoring

Action Level ($\mu\text{g}/\text{m}^3$) - 173.4Limit Level ($\mu\text{g}/\text{m}^3$) - 260

Date	Sampling Time	Weather Condition	Filter paper no.	Filter Weight, g		Elapse Time, hr		Sampling Time, hr	Flow Rate, m^3/min			Total Volume, m^3	TSP Level, $\mu\text{g}/\text{m}^3$
				Initial	Final	Initial	Final		Initial, Q_{si}	Final, Q_{sf}	Average		
26-Apr-14	8:00	Rainy	008788	2.8579	2.9555	15108.87	15132.87	24.00	1.32	1.32	1.32	1905	51
2-May-14	8:00	Rainy	008820	2.8696	2.9321	15135.88	15159.88	24.00	1.31	1.30	1.31	1880	33
8-May-14	8:00	Rainy	008899	2.8410	2.8861	15162.88	15186.88	24.00	1.32	1.31	1.32	1894	24
14-May-14	8:00	Rainy	008866	2.8676	2.9570	15189.89	15213.89	24.00	1.29	1.29	1.29	1862	48
20-May-14	8:00	Rainy	008650	2.8203	2.8934	15265.41	15289.41	24.00	1.37	1.37	1.37	1967	37
26-May-14	8:00	Rainy	008522	2.8538	2.9029	15243.89	15267.89	24.00	1.36	1.36	1.36	1963	25

Report on 1-hour TSP monitoring

Action Level ($\mu\text{g}/\text{m}^3$) - 325.1Limit Level ($\mu\text{g}/\text{m}^3$) - 500

Date	Sampling Time	Weather Condition	Filter paper no.	Filter Weight, g		Elapse Time, hr		Sampling Time, hr	Flow Rate, m^3/min			Total Volume, m^3	TSP Level, $\mu\text{g}/\text{m}^3$
				Initial	Final	Initial	Final		Initial, Q_{si}	Final, Q_{sf}	Average		
28-Apr-14	8:18	Fine	008908	2.8396	2.8452	15132.87	15133.87	1.00	1.32	1.32	1.32	79	71
28-Apr-14	9:23	Fine	008911	2.8582	2.8638	15133.87	15134.87	1.00	1.32	1.32	1.32	79	71
28-Apr-14	10:34	Fine	008818	2.8551	2.8630	15134.87	15135.87	1.00	1.32	1.32	1.32	79	100
3-May-14	8:18	Rainy	008828	2.8761	2.8799	15159.88	15160.88	1.00	1.34	1.30	1.32	79	48
3-May-14	9:28	Rainy	008804	2.8601	2.8626	15160.88	15161.88	1.00	1.34	1.30	1.32	79	31
3-May-14	10:38	Rainy	008896	2.8433	2.8465	15161.88	15162.88	1.00	1.34	1.30	1.32	79	40
9-May-14	9:20	Rainy	008578	2.8561	2.8733	15186.89	15187.89	1.00	1.16	1.31	1.23	74	232
9-May-14	10:40	Rainy	008872	2.8538	2.8645	15187.89	15188.89	1.00	1.31	1.31	1.31	78	137
9-May-14	13:00	Rainy	008870	2.8593	2.8692	15188.89	15189.89	1.00	1.16	1.31	1.23	74	134
15-May-14	8:40	Rainy	008652	2.8142	2.8168	15213.89	15214.89	1.00	1.29	1.29	1.29	78	34
15-May-14	9:43	Rainy	008654	2.8124	2.8152	15214.89	15215.89	1.00	1.36	1.29	1.33	80	35
15-May-14	10:46	Rainy	008653	2.8137	2.8161	15215.89	15216.89	1.00	1.33	1.29	1.31	79	31
21-May-14	8:30	Rainy	008206	2.8148	2.8253	15240.89	15241.89	1.00	1.37	1.31	1.34	80	131
21-May-14	9:33	Rainy	008519	2.8655	2.8695	15241.89	15242.89	1.00	1.37	1.30	1.33	80	50
21-May-14	10:36	Rainy	006320	2.6350	2.6405	15242.89	15243.89	1.00	1.33	1.31	1.32	79	69
27-May-14	8:30	Fine	008692	2.8309	2.8340	15267.89	15268.89	1.00	1.36	1.31	1.34	80	38
27-May-14	9:35	Fine	008595	2.8206	2.8239	15268.89	15269.89	1.00	1.36	1.29	1.33	80	41
27-May-14	10:40	Fine	008699	2.8332	2.8367	15269.89	15270.89	1.00	1.33	1.31	1.32	79	44



Location: MA1w - International Finance Centre (Western Wing)

Report on 24-hour TSP monitoring

Action Level ($\mu\text{g}/\text{m}^3$) - 173.4
Limit Level ($\mu\text{g}/\text{m}^3$) - 260

Date	Sampling Time	Weather Condition	Filter paper no.	Filter Weight, g		Elapse Time, hr		Sampling Time, hr	Flow Rate, m^3/min			Total Volume, m^3	TSP Level, $\mu\text{g}/\text{m}^3$
				Initial	Final	Initial	Final		Initial, Q_{si}	Final, Q_{sf}	Average		
26-Apr-14	8:00	Rainy	008789	2.8477	2.9541	15157.40	15181.40	24.00	1.33	1.33	1.33	1916	56
3-May-14	13:00	Rainy	008900	2.8432	2.9554	15187.39	15211.40	24.01	1.35	1.35	1.35	1946	58
8-May-14	8:00	Rainy	008811	2.8432	2.9208	15211.40	15235.40	24.00	1.37	1.35	1.36	1959	40
14-May-14	8:00	Rainy	008867	2.8570	2.9428	15238.41	15262.41	24.00	1.35	1.35	1.35	1951	44
20-May-14	8:00	Rainy	008651	2.8180	2.9053	15216.89	15240.89	24.00	1.30	1.30	1.30	1872	47
26-May-14	8:00	Rainy	008523	2.8465	2.9075	15292.41	15316.41	24.00	1.30	1.30	1.30	1868	33

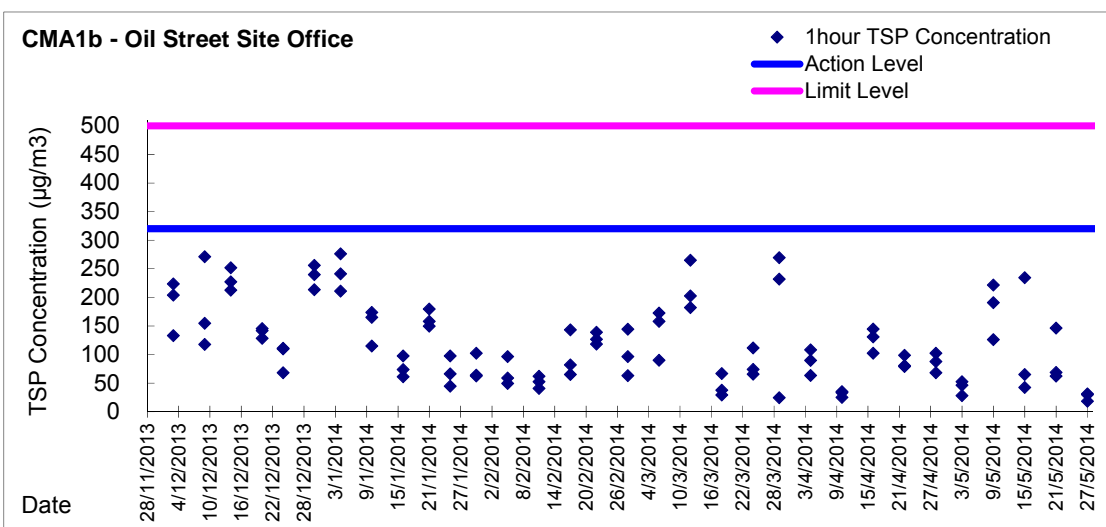
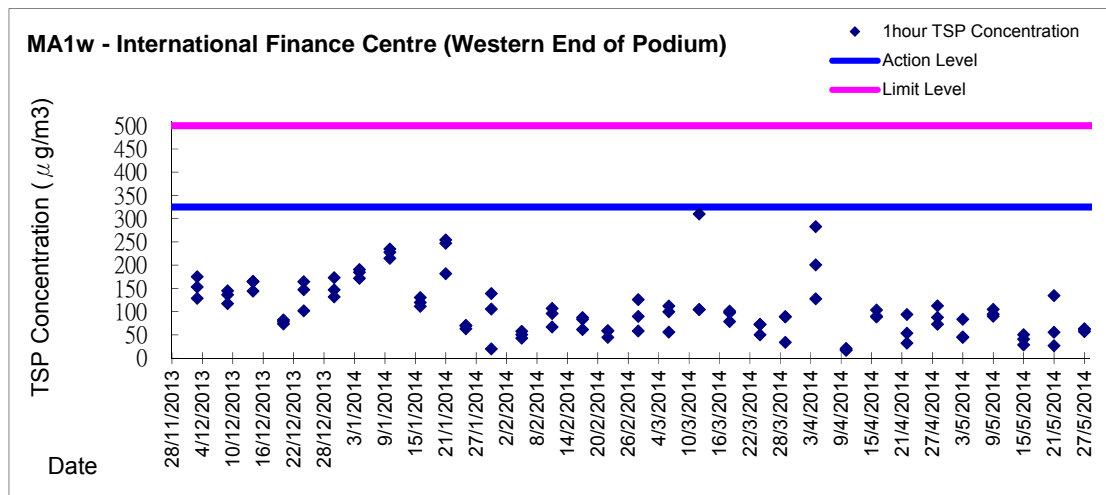
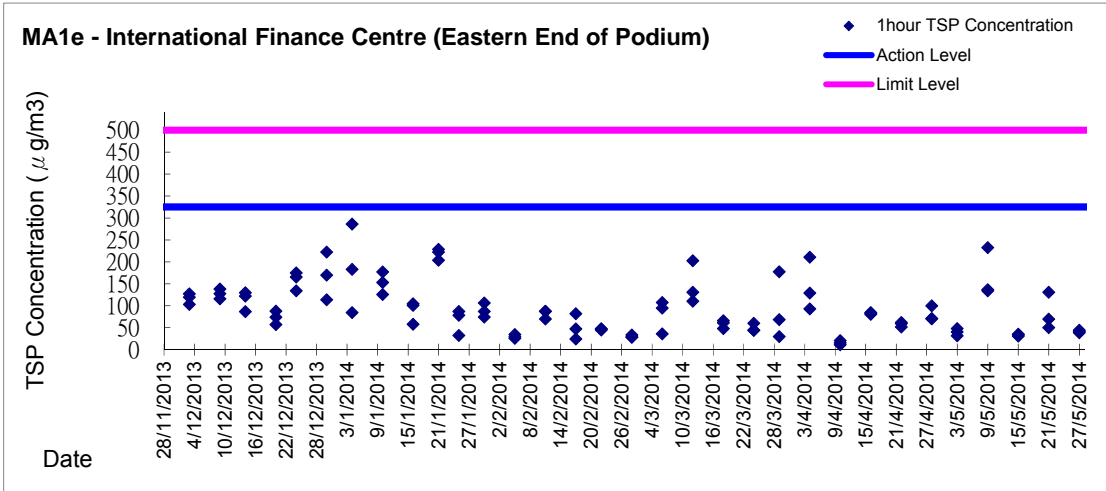
Remarks: Due to interruption of electricity, the 24hr TSP monitoring was rescheduled from 2 May 2014 to 3 May 2014.

Report on 1-hour TSP monitoring

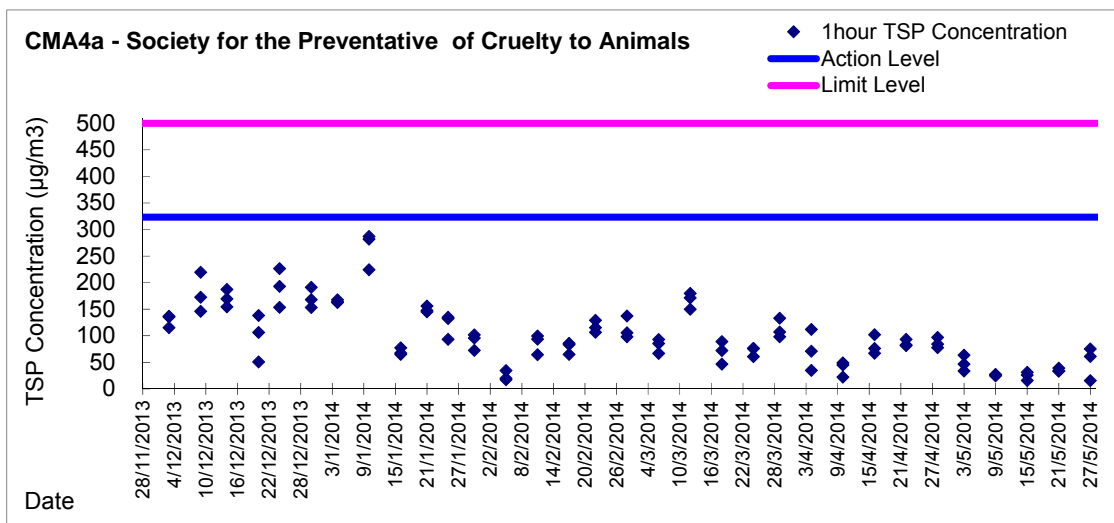
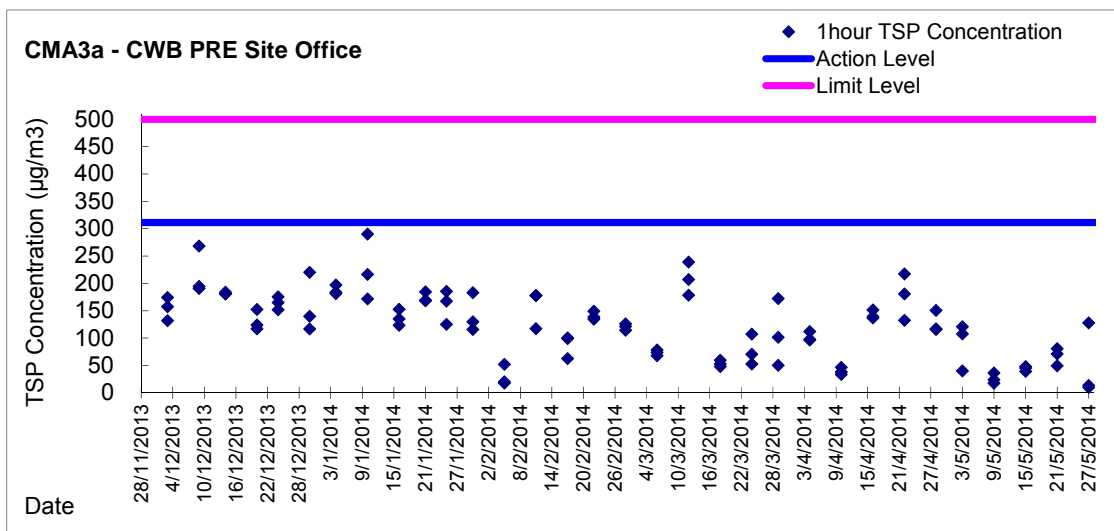
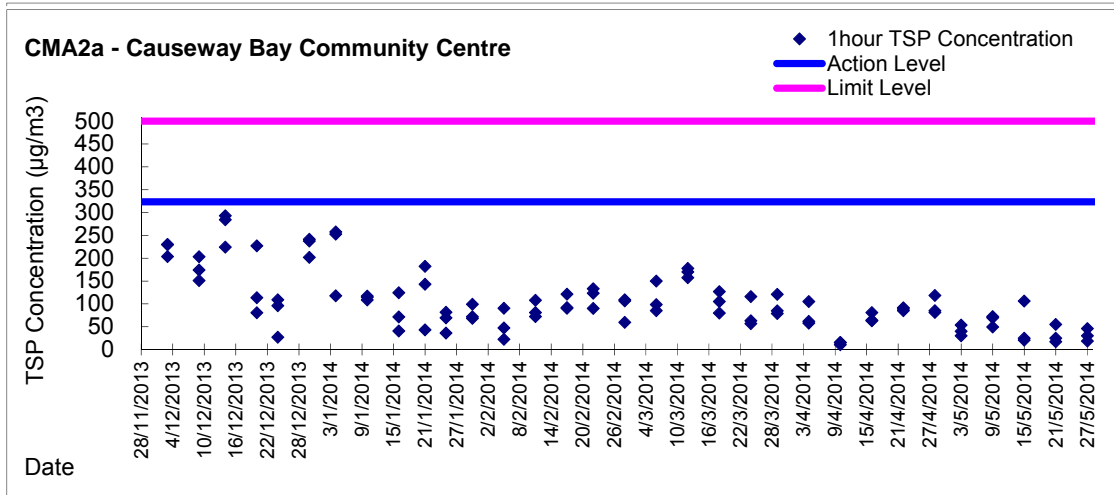
Action Level ($\mu\text{g}/\text{m}^3$) - 325.1
Limit Level ($\mu\text{g}/\text{m}^3$) - 500

Date	Sampling Time	Weather Condition	Filter paper no.	Filter Weight, g		Elapse Time, hr		Sampling Time, hr	Flow Rate, m^3/min			Total Volume, m^3	TSP Level, $\mu\text{g}/\text{m}^3$
				Initial	Final	Initial	Final		Initial, Q_{si}	Final, Q_{sf}	Average		
28-Apr-14	8:28	Fine	008909	2.8344	2.8415	15181.40	15182.40	1.00	1.35	1.35	1.35	81	88
28-Apr-14	9:34	Fine	008912	2.8551	2.8610	15182.40	15183.40	1.00	1.35	1.35	1.35	81	73
28-Apr-14	10:40	Fine	008819	2.8571	2.8662	15183.40	15184.40	1.00	1.35	1.35	1.35	81	112
3-May-14	8:20	Rainy	008821	2.8706	2.8773	15184.39	15185.39	1.00	1.35	1.33	1.34	80	83
3-May-14	9:30	Rainy	008894	2.8476	2.8513	15185.39	15186.39	1.00	1.35	1.35	1.35	81	46
3-May-14	10:40	Rainy	008897	2.8361	2.8397	15186.39	15187.39	1.00	1.35	1.35	1.35	81	44
9-May-14	9:30	Rainy	008577	2.8649	2.8725	15235.41	15236.41	1.00	1.35	1.33	1.34	80	94
9-May-14	10:50	Rainy	008873	2.8588	2.8661	15236.41	15237.41	1.00	1.35	1.35	1.35	81	90
9-May-14	13:00	Rainy	008871	2.8589	2.8674	15237.41	15238.41	1.00	1.35	1.35	1.35	81	105
15-May-14	8:43	Rainy	008657	2.8187	2.8220	15262.41	15263.41	1.00	1.35	1.35	1.35	81	41
15-May-14	9:45	Rainy	008656	2.8212	2.8253	15263.41	15264.41	1.00	1.35	1.35	1.35	81	50
15-May-14	10:48	Rainy	008655	2.8141	2.8164	15264.41	15265.41	1.00	1.35	1.35	1.35	81	28
21-May-14	8:41	Rainy	008207	2.8176	2.8287	15289.41	15290.41	1.00	1.38	1.38	1.38	83	134
21-May-14	9:43	Rainy	008518	2.8773	2.8819	15290.41	15291.41	1.00	1.38	1.38	1.38	83	56
21-May-14	10:45	Rainy	008520	2.8623	2.8645	15291.41	15292.41	1.00	1.38	1.38	1.38	83	27
27-May-14	8:37	Fine	008693	2.8283	2.8335	15316.41	15317.41	1.00	1.37	1.37	1.37	82	63
27-May-14	9:40	Fine	008696	2.8219	2.8266	15317.41	15318.41	1.00	1.37	1.37	1.37	82	57
27-May-14	10:45	Fine	008700	2.8213	2.8263	15318.41	15319.41	1.00	1.37	1.37	1.37	82	61

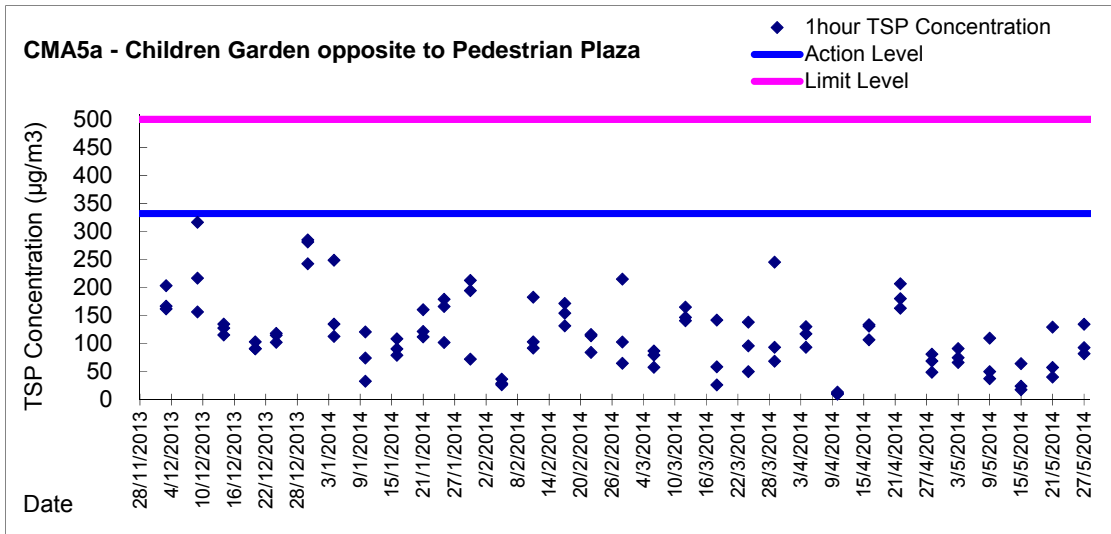
Graphic Presentation of 1 hour TSP Result



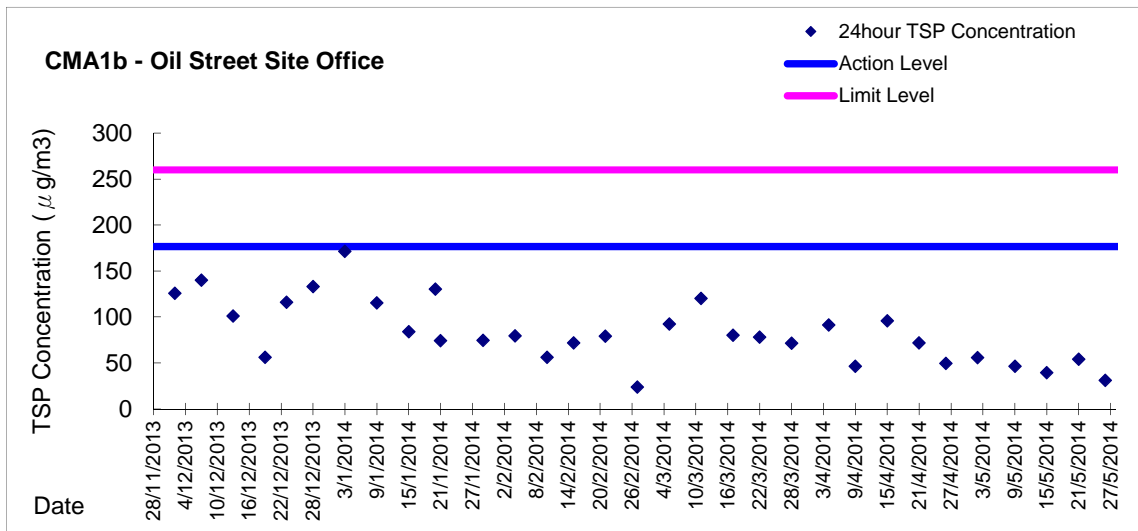
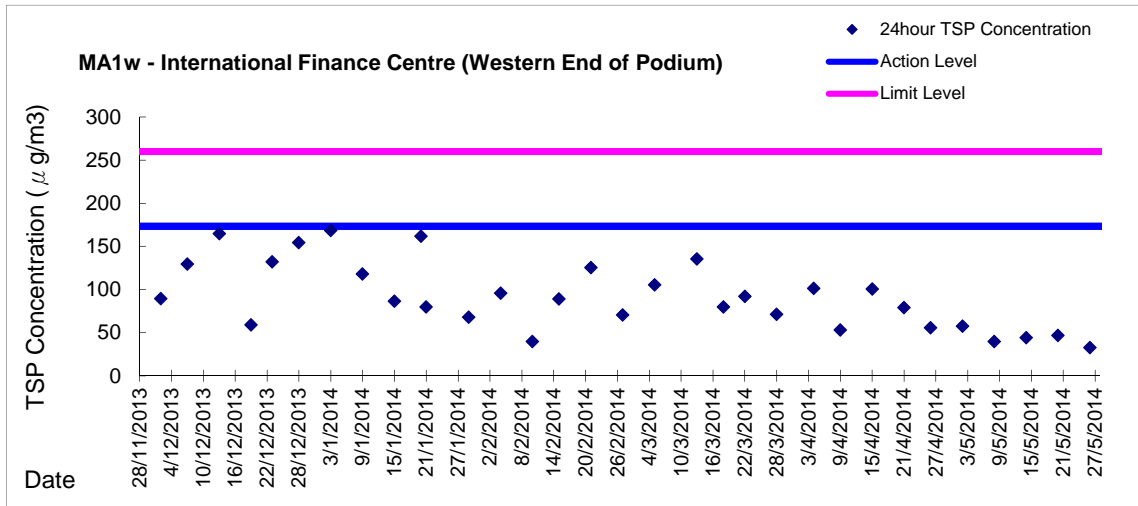
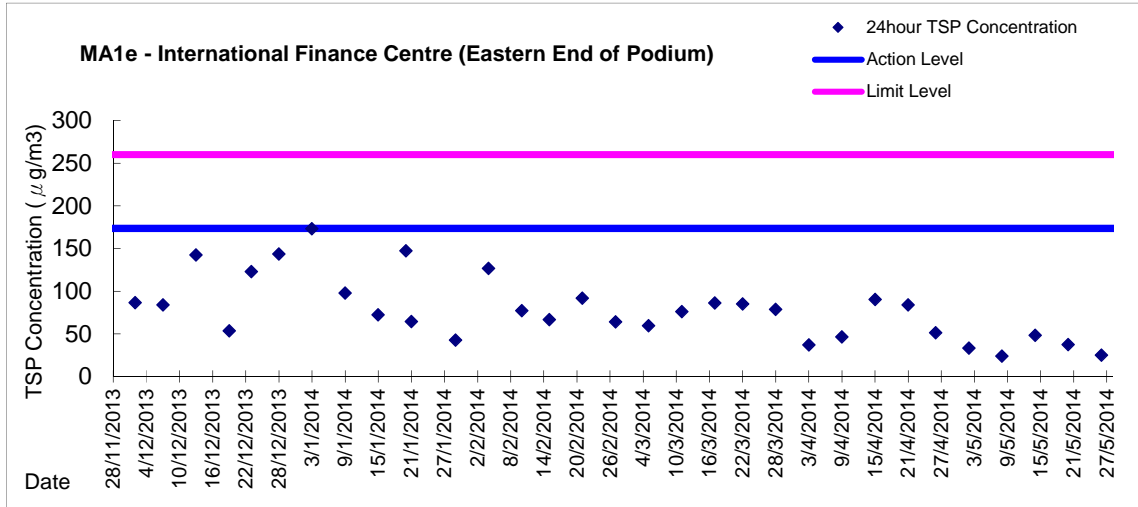
Graphic Presentation of 1 hour TSP Result



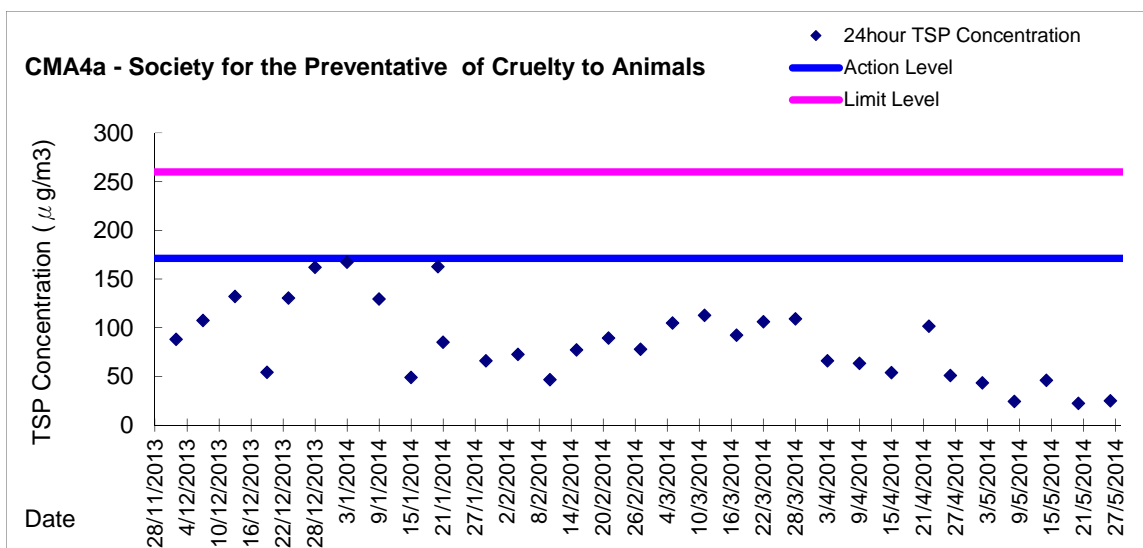
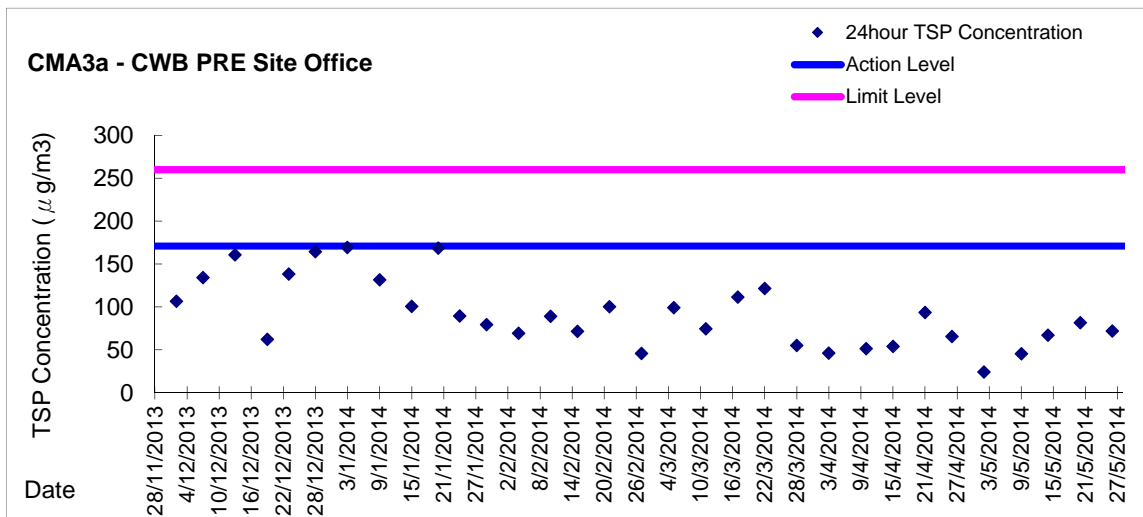
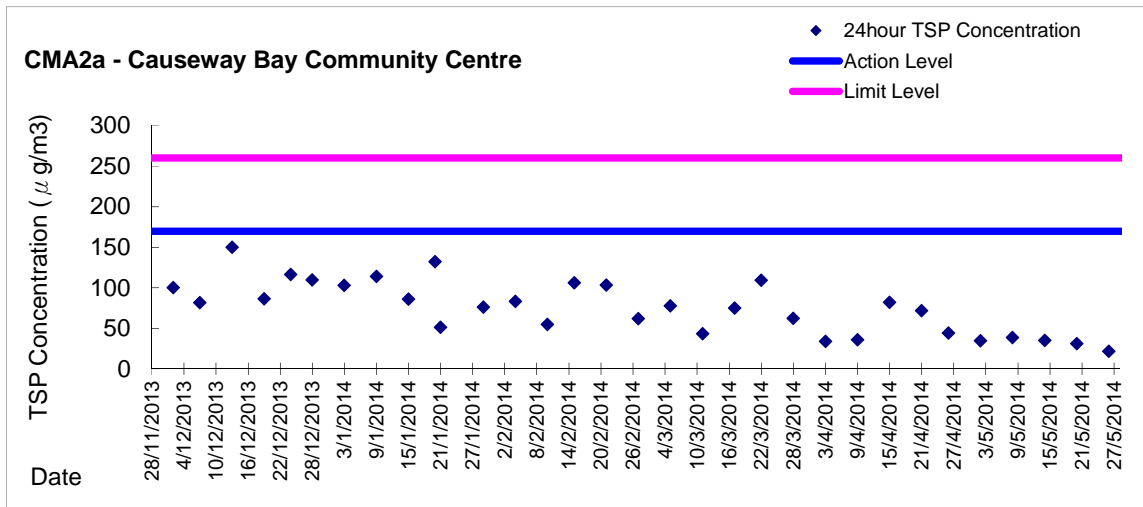
Graphic Presentation of 1 hour TSP Result



Graphic Presentation of 24 hour TSP Result



Graphic Presentation of 24 hour TSP Result



Graphic Presentation of 24 hour TSP Result

